

LHA Market State[™] Tactical Beta ETF (MSTB)

LHA Market State[™] Tactical Q ETF (MSTQ)

LHA Risk-Managed Income ETF (RMIF)

Listed on Cboe BZX Exchange, Inc.

PROSPECTUS

April 30, 2025

The U.S. Securities and Exchange Commission (“SEC”) has not approved or disapproved of these securities or passed upon the accuracy or adequacy of this Prospectus. Any representation to the contrary is a criminal offense.

LHA Market State™ Tactical Beta ETF

LHA Market State™ Tactical Q ETF

LHA Risk-Managed Income ETF

TABLE OF CONTENTS

LHA Market State™ Tactical Beta ETF - Fund Summary	2
LHA Market State™ Tactical Q ETF - Fund Summary	9
LHA Risk-Managed Income ETF - Fund Summary	17
Additional Information about the Funds	24
Temporary Defensive Positions	32
Portfolio Holdings Information	32
Management	32
How to Buy and Sell Shares	35
Dividends, Distributions, and Taxes	37
Distribution	39
Premium/Discount Information	40
Additional Notices	40
Financial Highlights	41

LHA MARKET STATE™ TACTICAL BETA ETF - FUND SUMMARY

Investment Objective

The LHA Market State™ Tactical Beta ETF (the “Tactical Beta ETF” or the “Fund”) seeks long-term out-performance relative to the large-capitalization U.S. equity market.

Fees and Expenses of the Fund

The following table describes the fees and expenses you may pay if you buy, hold, and sell shares of the Fund (“Shares”). **You may pay other fees, such as brokerage commissions and other fees to financial intermediaries, which are not reflected in the table and Example below.**

Annual Fund Operating Expenses <i>(expenses that you pay each year as a percentage of the value of your investment)</i>	
Management Fees	1.10%
Distribution and/or Service (12b-1) Fees	0.00%
Other Expenses	0.22%
Acquired Fund Fees and Expenses ¹	0.08%
Total Annual Fund Operating Expenses	1.40%

¹ Acquired Fund Fees and Expenses (“AFFE”) are the indirect costs of investing in other investment companies. Total Annual Fund Operating Expenses do not correlate to the expense ratios in the Fund’s Financial Highlights because the Financial Highlights include only the direct operating expenses incurred by the Fund and exclude AFFE.

Expense Example

This Example is intended to help you compare the cost of investing in the Fund with the cost of investing in other funds. The Example assumes that you invest \$10,000 in the Fund for the time periods indicated and then continue to hold or redeem all of your Shares at the end of those periods. The Example also assumes that your investment has a 5% return each year and that the Fund’s operating expenses remain the same. Although your actual costs may be higher or lower, based on these assumptions your costs would be:

1 Year	3 Years	5 Years	10 Years
\$143	\$443	\$766	\$1,680

Portfolio Turnover

The Fund pays transaction costs, such as commissions, when it buys and sells securities (or “turns over” its portfolio). A higher portfolio turnover rate may indicate higher transaction costs and may result in higher taxes when Shares are held in a taxable account. These costs, which are not reflected in annual fund operating expenses or in the Example, affect the Fund’s performance. For the fiscal year ended December 31, 2024, the Fund’s portfolio turnover rate was 0% of the average value of its portfolio.

Principal Investment Strategies

The Fund is an actively-managed exchange-traded fund (“ETF”) and seeks to achieve its objective principally by investing in instruments linked directly or indirectly to the performance and/or volatility of the S&P 500® Index (the “S&P 500”) based on statistical analyses, described below. Such instruments may include index-based and other ETFs (including leveraged ETFs) with long exposure to the S&P 500, U.S. Treasury securities, or instruments linked to the Cboe Volatility Index® (the “VIX Index”); securities issued by the U.S. government or its agencies or instrumentalities; and options and futures contracts on the S&P 500 or VIX Index. The Fund may also invest the remainder of its portfolio directly or indirectly in cash and cash equivalents.

Under normal market conditions, the Fund’s baseline exposure each day to the S&P 500 is approximately 100%, which the Fund’s portfolio managers then adjust based on a statistical method of analysis evaluating the movement of the VIX Index. The Fund’s exposure to the S&P 500 may be greater or less than 100% at any given time, although the portfolio managers expect that such exposure will generally be between approximately 80% and 120% at the time investments are made. The portfolio managers use such analysis to determine in which instruments(s) to invest for long exposure to the S&P 500. During periods where volatility increases, the Fund’s portfolio managers expect the Fund to seek protection against falling markets by lowering long exposure to the S&P 500 and also investing long in VIX Index-linked instruments as a hedge. During these periods when a hedge is applied, the VIX-linked instruments are expected to generate results that are uncorrelated to the

S&P 500 and, in combination with lower S&P 500 exposure, seek to preserve capital. From time to time, to generate additional returns, the Fund may also write (sell) call options (described below) on its S&P 500 positions; provided, however, that when the Fund writes (sells) a call option it will always own the corresponding amount of exposure to the S&P 500 and, therefore, the Fund's position will be "covered."

The Fund's strategy primarily relies on proprietary statistical analyses of the VIX Index and VIX futures markets. Thompson Capital Management LLC ("Thompson Capital") developed, owns, and maintains these statistical analyses. Little Harbor Advisors, LLC, the Fund's investment adviser (the "Adviser"), has an exclusive license to employ the Thompson Capital statistical analyses. Portfolio net exposure is based on a proprietary process to quantify market risk by comparing volatility expectations across various time frames, as expressed by 30-day and 90-day implied volatility indexes and VIX futures. In general, a "hedge on" environment is one in which near-term volatility expectations are above longer-term volatility expectations. Similarly, a "hedge off" environment is characterized by lower near-term volatility expectations relative to longer-term expectations. Each day, the portfolio managers use this analysis to determine the Fund's S&P 500 exposure and the extent to which VIX-linked instruments, if any, will be used to hedge the S&P 500 exposure. Based on the direction and strength of signals from the portfolio managers' analysis, they determine on a discretionary basis in which instrument(s) to invest.

The Fund may invest in derivative instruments, consisting of options (including covered call options and long calls and/or puts) or futures contracts, to gain exposure to the S&P 500. The Fund may also seek long exposure to the VIX Index by investing in VIX Index-linked ETFs and/or options. Specifically, the Fund may invest in ETFs or derivative instruments linked to the returns of the S&P 500 (including covered call options) or in VIX Index options. A futures contract is a standardized agreement to buy or sell a specific quantity of an underlying instrument (e.g., the S&P 500) at a specific price at a specific future time. Investments in derivative instruments, such as futures contracts, have the economic effect of creating financial leverage in the Fund's portfolio because such investments may give rise to losses that exceed the amount the Fund has invested in those instruments. Financial leverage will magnify, sometimes significantly, the Fund's exposure to any increase or decrease in prices associated with a particular instrument resulting in increased volatility in the value of the Fund's portfolio. The Fund's strategy may result in returns for a single day or longer periods of time that are significantly higher or lower than the returns of the S&P 500.

To augment its S&P 500 exposure, the Fund may purchase put options or write (sell) covered call options on the S&P 500 or S&P 500-linked ETFs. For hedging exposure, the fund may purchase call options or call option spreads with long exposure to the VIX Index or VIX Index-linked ETFs. When the Fund purchases options or option spreads, losses from the Fund's investments in such purchased options or option spreads are limited to the amount of the net premiums paid. The Fund's investments in purchased or written options or option spreads will generally involve premiums of less than 2% of the Fund's net assets during a given month.

Purchasing a call option gives the buyer the right to purchase shares of the reference asset at a specified price ("strike price") until a specified date ("expiration date") (American-style options) or at the expiration date (European-style options). The buyer of the call option pays an amount (premium) for buying the option. In the event the reference asset appreciates above the strike price, the buyer can exercise the option and receive the reference asset (for American-style options) or receive the difference between the value of the reference asset and the strike price (for European-style options) (which gain is offset by the premium initially paid), and in the event the reference asset declines in value, the call option may end up worthless and the Fund's loss is limited to the amount of premium it paid. The Fund's investments in call options and put options (described below) on the S&P 500 or the VIX Index are generally expected to be European-style options.

Writing (selling) a call option gives the seller the obligation to deliver shares of the reference asset at a strike price until the expiration date (American-style options) or at the expiration date (European-style options). The seller of the call option receives an amount (premium) for selling the option. In the event the reference asset appreciates above the strike price, the option may be exercised against the Fund, and the Fund may have to deliver the reference asset (for American-style options) or the difference between the value of the reference asset and the strike price (for European-style options) (which loss is offset by the premium initially received), and in the event the reference asset declines in value, the call option may end up worthless and the Fund retains the premium it received.

Purchasing a put option gives the buyer the right to sell shares of a reference asset at a strike price until the expiration date (American-style options) or at the expiration date (European-style options). The buyer of the put option pays an amount (premium) for buying the option. In the event the reference asset declines in value below the strike price and the Fund exercises its put option, the Fund will be entitled to deliver the reference asset (for American-style options) or receive the difference between the strike price and the value of the reference asset (for European-style options) (which gain is offset by the premium originally paid by the Fund), and in the event the reference asset closes above the strike price as of the expiration date, the put option may end up worthless and the Fund's loss is limited to the amount of premium it paid.

A call spread entails the purchase of a call option and the sale of a call option on the same reference asset with the same expiration date but a higher strike price. A put spread entails the purchase of a put option and the sale of a put option on the same reference asset with the same expiration date but a lower strike price. The premium received from the sale of the call or put options is generally expected to offset the cost to the Fund of the purchased options in exchange for limiting the maximum return from such options.

The Fund may also invest up to 25% of its assets in leveraged ETFs. Leveraged ETFs seek to provide investment results that match a multiple of the performance of an underlying index (e.g., three times the performance) for a single day. Leveraged ETFs typically rely on derivative instruments to seek to obtain their investment objectives.

The Fund's strategy may result in the active and frequent trading of the Fund's investments, which may result in significant portfolio turnover.

Principal Risks of Investing in the Fund

The principal risks of investing in the Fund are summarized below. The principal risks are presented in alphabetical order to facilitate finding particular risks and comparing them with other funds. Each risk summarized below is considered a "principal risk" of investing in the Fund, regardless of the order in which it appears. As with any investment, there is a risk that you could lose all or a portion of your investment in the Fund. Some or all of these risks may adversely affect the Fund's net asset value per share ("NAV"), trading price, yield, total return and/or ability to meet its objectives. For more information about the risks of investing in the Fund, see the section in the Fund's Prospectus titled "Additional Information About the Funds".

- **Active Management Risk.** The Fund is actively managed and may not meet its investment objective if the statistical analyses fail to identify the direction or strength of market movements or based on the Adviser's success or failure to implement investment strategies for the Fund. The Fund may invest in complex instruments (each described below), including options and futures contracts. Such instruments may create enhanced risks for the Fund, and the Adviser's ability to control the Fund's level of risk will depend on the Adviser's skill in managing such instruments.
- **Cash and Cash Equivalents Risk.** Holding cash or cash equivalents rather than securities or other instruments in which the Fund primarily invests, even strategically, may cause the Fund to risk losing opportunities to participate in market appreciation, and may cause the Fund to experience potentially lower returns than the Fund's benchmark or other funds that remain fully invested. In rising markets, holding cash or cash equivalents will negatively affect the Fund's performance relative to its benchmark.
- **Data Risk.** The Fund's investments are heavily dependent on proprietary statistical analyses that include the use of information and data supplied by third parties ("Data"). When Data proves to be incorrect or incomplete, any decisions made in reliance thereon may lead to the inclusion or exclusion of investments that would have been excluded or included had the Data been correct and complete.
- **Derivatives Risks.** The Fund's derivative investments have risks, including the imperfect correlation between the value of such instruments and the underlying assets or index; the loss of principal, including the potential loss of amounts greater than the initial amount invested in the derivative instrument; and illiquidity of the derivative investments. The derivatives used by the Fund may give rise to a form of leverage. Leverage magnifies the potential for gain and may result in greater losses, which in some cases may cause the Fund to liquidate other portfolio investments at inopportune times (e.g., at a loss to comply with limits on leverage and asset segregation requirements imposed by the Investment Company Act of 1940 (the "1940 Act") or when the Adviser otherwise would have preferred to hold the investment) or to meet redemption requests. Certain of the Fund's transactions in derivatives could also affect the amount, timing, and character of distributions to shareholders, which may result in the Fund realizing more short-term capital gain and ordinary income subject to tax at ordinary income tax rates than it would if it did not engage in such transactions, which may adversely impact the Fund's after-tax returns. To the extent the Fund invests in such derivative instruments, the value of the Fund's portfolio is likely to experience greater volatility over short-term periods.
- **Equity Market Risk.** The Fund has exposure to common stocks through its investments in S&P 500-linked instruments. Common stocks are generally exposed to greater risk than other types of securities, such as preferred stock and debt obligations, because common stockholders generally have inferior rights to receive payment from specific issuers. Equity securities may experience sudden, unpredictable drops in value or long periods of decline in value. This may occur because of factors that affect securities markets generally or factors affecting specific industries, sectors, or companies in which the Fund directly or indirectly invests. In addition, local, regional or global events such as war, including Russia's invasion of Ukraine, acts of terrorism, market volatility related to global trade policy, spread of infectious diseases or other public health issues (such as the global pandemic caused by the COVID-19 virus), recessions, rising inflation, or

other events could have a significant negative impact on the Fund and its investments. Such events could adversely affect the prices and liquidity of the Fund's portfolio securities or other instruments and could result in disruptions in the trading markets.

- **ETF Risks.** The Fund is an ETF, and, as a result of an ETF's structure, it is exposed to the following risks:
 - *Authorized Participants, Market Makers, and Liquidity Providers Concentration Risk.* The Fund has a limited number of financial institutions that may act as Authorized Participants ("APs"). In addition, there may be a limited number of market makers and/or liquidity providers in the marketplace. To the extent either of the following events occur, Shares may trade at a material discount to NAV and possibly face delisting: (i) APs exit the business or otherwise become unable to process creation and/or redemption orders and no other APs step forward to perform these services, or (ii) market makers and/or liquidity providers exit the business or significantly reduce their business activities and no other entities step forward to perform their functions.
 - *Cash Redemption Risk.* The Fund's investment strategy may require it to redeem Shares for cash or to otherwise include cash as part of its redemption proceeds. The Fund may be required to sell or unwind portfolio investments to obtain the cash needed to distribute redemption proceeds. This may cause the Fund to recognize a capital gain that it might not have recognized if it had made a redemption in-kind. As a result, the Fund may pay out higher annual capital gain distributions than if the in-kind redemption process was used.
 - *Costs of Buying or Selling Shares.* Due to the costs of buying or selling Shares, including brokerage commissions imposed by brokers and bid-ask spreads, frequent trading of Shares may significantly reduce investment results and an investment in Shares may not be advisable for investors who anticipate regularly making small investments.
 - *Shares May Trade at Prices Other Than NAV.* As with all ETFs, Shares may be bought and sold in the secondary market at market prices. Although it is expected that the market price of Shares will approximate the Fund's NAV, there may be times when the market price of Shares is more than the NAV intra-day (premium) or less than the NAV intra-day (discount) due to supply and demand of Shares or during periods of market volatility. This risk is heightened in times of market volatility, periods of steep market declines, and periods when there is limited trading activity for Shares in the secondary market, in which case such premiums or discounts may be significant.
 - *Trading.* Although Shares are listed for trading on Cboe BZX Exchange, Inc. (the "Exchange") and may be traded on U.S. exchanges other than the Exchange, there can be no assurance that Shares will trade with any volume, or at all, on any stock exchange. There can be no assurance that an active trading market for such Shares will develop or be maintained. In stressed market conditions, the liquidity of Shares may begin to mirror the liquidity of the Fund's underlying portfolio holdings, which can be significantly less liquid than Shares, and this could lead to differences between the market price of the Shares and the underlying value of those Shares.
- **Fixed Income Securities Risk.** The value of the Fund's investments in fixed income securities will fluctuate with changes in interest rates. Typically, a rise in interest rates causes a decline in the value of fixed income securities owned indirectly by the Fund. On the other hand, if rates fall, the value of the fixed income securities generally increases. The Fund may be subject to a greater risk of rising interest rates due to the current period of historically low rates and the effect of potential government fiscal policy initiatives and resulting market reaction to those initiatives. In general, the market price of fixed income securities with longer maturities will increase or decrease more in response to changes in interest rates than shorter-term securities.
- **Futures Contracts Risks.** A decision as to whether, when, and how to use futures involves the exercise of skill and judgment and even a well-conceived futures transaction may be unsuccessful because of market behavior or unexpected events. In addition to the risks associated with all derivatives, the prices of futures can be highly volatile, using futures can lower total return, and the potential loss from futures can exceed the Fund's initial investment in such contracts and could be unlimited.
- **Government Obligations Risk.** The Fund may invest in securities issued by the U.S. government or its agencies or instrumentalities. There can be no guarantee that the United States will be able to meet its payment obligations with respect to such securities. Additionally, market prices and yields of securities supported by the full faith and credit of the U.S. government or other countries may decline or be negative for short or long periods of time.
- **Government Securities Risk.** The Fund may invest, directly or indirectly, in U.S. Treasury obligations and securities issued or guaranteed by the U.S. Treasury. U.S. government securities are subject to market risk, interest rate risk and credit risk. Securities, such as those issued or guaranteed by the U.S. Treasury, that are backed by the full faith and credit of the United States are guaranteed only as to the timely payment of interest and principal when held to maturity and the market prices for such securities will fluctuate. Notwithstanding that these securities are backed by the full faith and

credit of the United States, circumstances could arise that would prevent the payment of interest or principal. This would result in losses to the Fund. Some U.S. government-sponsored entities (“GSE”) securities may not be backed by the full faith and credit of the U.S. government, such as those issued by Freddie Mac, Fannie Mae, FHLBanks, and Farmer Mac. These entities are, however, supported through federal subsidies, loans or other benefits. The Fund may also invest, directly or indirectly, in GSE securities that are supported by the full faith and credit of the U.S. Government, such as those issued by the Government National Mortgage Association (Ginnie Mae).

- **High Portfolio Turnover Risk.** Because the Fund may “turn over” some or all of its positions as frequently as daily, the Fund may incur high levels of transaction costs from commissions or mark-ups in the bid/offer spread. Higher portfolio turnover may result in the Fund paying higher levels of transaction costs and generating greater tax liabilities for shareholders. Portfolio turnover risk may cause the Fund’s performance to be less than you expect.
- **Investment Company Risk.** The risks of investing in other investment companies typically reflect the risks of the types of instruments in which the investment companies invest. By investing in another investment company, the Fund becomes a shareholder of that investment company and bears its proportionate share of the fees and expenses of the other investment company. The Fund may be subject to statutory limits with respect to the amount it can invest in other ETFs, which may adversely affect the Fund’s ability to achieve its investment objective. Investments in ETFs are subject to the “ETF Risks” described above.
- **Leveraged ETFs Risk.** Leveraged ETFs expose the Fund to all of the risks that traditional ETFs present (see “ETF Risks” above). All Leveraged ETFs rely to some degree, often extensively, on derivatives to achieve their objectives and, thus, the Fund is indirectly exposed to derivatives risk through its investments in Leveraged ETFs. Further, investments in Leveraged ETFs are subject to the risk that the performance of such ETF will not correlate with the underlying index as intended. Leveraged ETFs often “reset” daily, meaning that they are designed to achieve their stated objectives on a daily basis. Due to the effect of compounding, their performance over longer periods of time can differ significantly from the performance of their underlying index or benchmark during the same period of time. This effect can be magnified in volatile markets. Consequently, these investment vehicles may be extremely volatile and can potentially expose a Fund to complete loss of its investment.
- **Leverage Risk.** In certain market conditions, the Fund may invest in instruments that create exposure to the S&P 500 of 100% to 120% of the Fund’s net assets at the time of investment. The Fund obtains such exposure by utilizing leverage and may lose more money in market conditions that are adverse to its investment objective than a fund that does not utilize leverage.
- **Options Risk.** Buying and selling (writing) options are speculative activities and entail greater than ordinary investment risks. Options enable the Fund to purchase exposure that is significantly greater than the premium paid. Consequently, the value of such options can be volatile, and a small investment in options can have a large impact on the performance of the Fund. The Fund risks losing all or part of the cash paid (premiums) for purchasing options. Even a small decline in the value of a reference asset underlying call options or a small increase in the value of a reference asset underlying put options can result in the entire investment in such options being lost. When selling an option, the Fund will receive a premium; however, this premium may not be enough to offset a loss incurred by the Fund if the price of the underlying asset is below the strike price for a put option, or above the strike price for a call option, by an amount equal to or greater than the premium. Additionally, the value of the option may be lost if the Adviser fails to exercise such option at or prior to its expiration. The potential loss from written call options can exceed the Fund’s initial investment in such options and could be unlimited.
- **Tax Risk.** The Fund must meet certain requirements regarding the source of its income and the diversification of its assets, among other requirements, to qualify as a RIC under Subchapter M of the Code. The Fund’s investments in certain VIX derivatives, including VIX futures contracts, may not generate qualifying income. The Fund intends to take the position that VIX options and VIX futures produce qualifying income. The Fund, however, has not secured a private letter ruling from the Internal Revenue Service (“IRS”) regarding such position and there are no assurances the IRS or the courts will agree with the Fund that such VIX derivatives produce qualifying income. Failure to comply with the requirements to qualify as a RIC would have significant negative tax consequences to Fund shareholders.

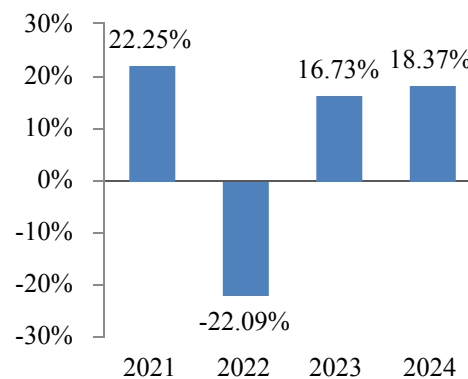
If positions held by the Fund were treated as “straddles” for federal income tax purposes, or the Fund’s risk of loss with respect to a position was otherwise diminished as set forth in Treasury regulations, dividends on stocks that are a part of such positions would not constitute qualified dividend income subject to such favorable income tax treatment in the hands of non-corporate shareholders or eligible for the dividends received deduction for corporate shareholders. In addition, generally, straddles are subject to certain rules that may affect the amount, character and timing of the Fund’s gains and losses with respect to straddle positions.

- **Volatility Risk.** The Fund’s derivative investments that are linked to equity market volatility levels can be highly volatile and may experience large losses. Trading in VIX Index futures contracts or VIX Index options, particularly contracts that are close to expiration, can be very volatile and can be expected to be very volatile in the future. The volatile nature of these instruments may have an adverse impact on the Fund beyond the impact of any changes in the VIX Index.

Performance

The following performance information indicates some of the risks of investing in the Fund. The bar chart shows the Fund’s performance for the most recent calendar year ended December 31. The table illustrates how the Fund’s average annual returns for the 1-year and since inception periods compared with those of a broad measure of market performance. The Fund’s past performance, before and after taxes, does not necessarily indicate how it will perform in the future. Updated performance information is available on the Fund’s website at www.lhafunds.com.

Calendar Year Total Returns



During the period of time shown in the bar chart, the Fund’s highest quarterly return was 10.40% for the quarter ended December 31, 2023, and the lowest quarterly return was -17.45% for the quarter ended June 30, 2022.

Average Annual Total Returns

For the Periods Ended December 31, 2024

LHA Market State™ Tactical Beta ETF	1 Year	Since Inception (09/29/2020)
Return Before Taxes	18.37%	9.00%
Return After Taxes on Distributions	18.11%	8.52%
Return After Taxes on Distributions and Sale of Fund Shares	11.06%	6.93%
S&P 500® Total Return (reflects no deduction for fees, expenses, or taxes)	25.02%	16.02%

After-tax returns are calculated using the historical highest individual federal marginal income tax rates during the period covered by the table above and do not reflect the impact of state and local taxes. Actual after-tax returns depend on an investor’s tax situation and may differ from those shown. After-tax returns shown are not relevant to investors who hold their Shares through tax-deferred arrangements such as an individual retirement account (“IRA”) or other tax-advantaged accounts. In certain cases, the figure representing “Return After Taxes on Distributions and Sale of Shares” may be higher than the other return figures for the same period. A higher after-tax return results when a capital loss occurs upon redemption and provides an assumed tax deduction that benefits the investor.

Management

Investment Adviser: Little Harbor Advisors, LLC (the “Adviser”)

Portfolio Managers: Michael Thompson, CFA, and D. Matthew Thompson, CFA, each a portfolio manager for the Adviser, have been the Fund’s portfolio managers since the inception of the Fund in September 2020.

Purchase and Sale of Shares

Shares are listed on the Exchange, and individual Shares may only be bought and sold in the secondary market through brokers at market prices, rather than NAV. Because Shares trade at market prices rather than NAV, Shares may trade at a price greater than NAV (premium) or less than NAV (discount).

The Fund issues and redeems Shares at NAV only in large blocks known as “Creation Units,” which only APs (typically, broker-dealers) may purchase or redeem. The Fund generally issues and redeems Creation Units in exchange for a portfolio of securities and/or a designated amount of U.S. cash.

Investors may incur costs attributable to the difference between the highest price a buyer is willing to pay to purchase Shares (bid) and the lowest price a seller is willing to accept for Shares (ask) when buying or selling Shares in the secondary market (the “bid-ask spread”). Recent information about the Fund, including its NAV, market price, premiums and discounts, and bid-ask spreads is available on the Fund’s website at www.lhafunds.com.

Tax Information

Fund distributions are generally taxable as ordinary income, qualified dividend income, or capital gains (or a combination), unless your investment is in an IRA or other tax-advantaged account. Distributions on investments made through tax-deferred arrangements may be taxed later upon withdrawal of assets from those accounts.

Financial Intermediary Compensation

If you purchase Shares through a broker-dealer or other financial intermediary (such as a bank) (an “Intermediary”), the Adviser or its affiliates may pay Intermediaries for certain activities related to the Fund, including participation in activities that are designed to make Intermediaries more knowledgeable about exchange traded products, including the Fund, or for other activities, such as marketing, educational training or other initiatives related to the sale or promotion of Shares. These payments may create a conflict of interest by influencing the Intermediary and your salesperson to recommend the Fund over another investment. Any such arrangements do not result in increased Fund expenses. Ask your salesperson or visit the Intermediary’s website for more information.

LHA MARKET STATE™ TACTICAL Q ETF - FUND SUMMARY

Investment Objective

The LHA Market State™ Tactical Q ETF (the “Tactical Q ETF” or the “Fund”) seeks long-term out-performance relative to the large-capitalization U.S. growth equity market.

Fees and Expenses of the Fund

The following table describes the fees and expenses you may pay if you buy, hold, and sell shares of the Fund (“Shares”). **You may pay other fees, such as brokerage commissions and other fees to financial intermediaries, which are not reflected in the table and Example below.**

Annual Fund Operating Expenses <i>(expenses that you pay each year as a percentage of the value of your investment)</i>	
Management Fees	1.10%
Distribution and/or Service (12b-1) Fees	0.00%
Other Expenses	0.36%
Acquired Fund Fees and Expenses ¹	0.13%
Total Annual Fund Operating Expenses	1.59%

¹ Acquired Fund Fees and Expenses (“AFFE”) are the indirect costs of investing in other investment companies. Total Annual Fund Operating Expenses do not correlate to the expense ratios in the Fund’s Financial Highlights because the Financial Highlights include only the direct operating expenses incurred by the Fund and exclude AFFE.

Expense Example

This Example is intended to help you compare the cost of investing in the Fund with the cost of investing in other funds. The Example assumes that you invest \$10,000 in the Fund for the time periods indicated and then continue to hold or redeem all of your Shares at the end of those periods. The Example also assumes that your investment has a 5% return each year and that the Fund’s operating expenses remain the same. Although your actual costs may be higher or lower, based on these assumptions your costs would be:

1 Year	3 Years	5 Years	10 Years
\$162	\$502	\$866	\$1,889

Portfolio Turnover

The Fund pays transaction costs, such as commissions, when it buys and sells securities (or “turns over” its portfolio). A higher portfolio turnover rate may indicate higher transaction costs and may result in higher taxes when Shares are held in a taxable account. These costs, which are not reflected in annual fund operating expenses or in the Example, affect the Fund’s performance. For the fiscal year ended December 31, 2024, the Fund’s portfolio turnover rate was 0% of the average value of its portfolio.

Principal Investment Strategies

The Fund is an actively-managed exchange-traded fund (“ETF”) that seeks to achieve its objective principally by investing in equity instruments linked directly or indirectly to the performance of U.S.-listed, large capitalization, growth-oriented companies (“growth equities”) based on statistical analyses, described below. Such companies may be represented by depositary receipts and may have significant operations in non-U.S. countries. The instruments used by the Fund are comprised of (i) index-based ETFs, such as the Invesco Nasdaq 100 ETF (ticker symbol: QQQ), which has a significant portion of its assets invested in the communication services and information technology sectors, and other ETFs (including leveraged and inverse ETFs), providing long or short exposure to growth equities, U.S. Treasury securities, or instruments linked to the Cboe Volatility Index® (the “VIX Index”); (ii) securities issued by the U.S. government or its agencies or instrumentalities; (iii) options and futures contracts on equities, such as the E-mini Nasdaq 100 futures contracts, and (iv) options and futures contracts on the VIX Index. The Invesco Nasdaq 100 ETF tracks an index comprised of the securities of 100 of the largest non-financial companies listed on The Nasdaq Stock Market LLC based on their market capitalization. The Fund may also invest the remainder of its portfolio directly or indirectly in cash and cash equivalents.

Under normal market conditions, the Fund’s baseline exposure each day to growth equities is approximately 100%, which the Fund’s portfolio managers then adjust based on a statistical method of analysis evaluating the movement of the VIX Index. The Fund’s exposure to growth equities may be greater or less than 100% at any given time, although the portfolio managers

expect that such exposure will generally be between approximately 80% and 120% at the time investments are made. The portfolio managers use such analysis to determine the instrument(s) in which to invest for long exposure to growth equities. During periods where volatility increases, the Fund's portfolio managers expect the Fund to seek protection against falling markets by lowering long exposure to growth equities and also investing long in VIX Index-linked instruments as a hedge. During these periods when a hedge is applied, the VIX Index-linked instruments are expected to generate results that are uncorrelated to growth equities and, in combination with lower growth equity exposure, seek to preserve capital. From time to time, to generate additional returns, the Fund may also write (sell) call options (described below) on its long growth equity positions; provided, however, that when the Fund writes (sells) a call option it will always own the corresponding amount of exposure to long growth equities and, therefore, the Fund's options position will be "covered."

The Fund's strategy primarily relies on proprietary statistical analyses of the VIX Index and VIX futures market. Thompson Capital Management LLC ("Thompson Capital") developed, owns, and maintains these statistical analyses. Little Harbor Advisors, LLC, the Fund's investment adviser (the "Adviser"), has an exclusive license to employ the Thompson Capital statistical analyses. Portfolio net exposure is based on a proprietary process to quantify market risk by comparing volatility expectations across various time frames, as expressed by 30-day and 90-day implied volatility indexes and VIX Index futures. In general, a "hedge on" environment is one in which near-term volatility expectations are above longer-term volatility expectations. Similarly, a "hedge off" environment is characterized by lower near-term volatility expectations relative to longer-term expectations.

Each day, the portfolio managers use this analysis to determine the Fund's exposure to growth equities and the extent to which VIX Index-linked instruments, if any, will be used to hedge the Fund's growth equity exposure. The VIX Index is expected to be a strong proxy for the volatility signals of the growth equity market. Based on the direction and strength of signals from the portfolio managers' analysis, they determine on a discretionary basis the instrument(s) in which to invest.

The Fund may invest in derivative instruments, consisting of options (including covered call options and long calls and/or puts) or futures contracts, to gain exposure to growth equities. The Fund may also seek long exposure to the VIX Index by investing in VIX Index-linked ETFs and/or options. Specifically, the Fund may invest in ETFs such as the Invesco Nasdaq 100 ETF and/or its options or other derivative instruments such as the E-mini Nasdaq 100 futures contract or options on such contract, or in VIX Index options. A futures contract is a standardized agreement to buy or sell a specific quantity of an underlying instrument at a specific price at a specific future time. Investments in derivative instruments, such as futures contracts, have the economic effect of creating financial leverage in the Fund's portfolio because such investments may give rise to losses that exceed the amount the Fund has invested in those instruments. Financial leverage will magnify, sometimes significantly, the Fund's exposure to any increase or decrease in prices associated with a particular instrument resulting in increased volatility in the value of the Fund's portfolio. The Fund's strategy may result in returns for a single day or longer periods of time that are significantly higher or lower than the returns of growth equities.

To augment its growth equity exposure, the Fund may purchase put options or write (sell) covered call options on the growth-oriented ETFs in the portfolio. For hedging exposure, the Fund may purchase call options or call option spreads with long exposure to the VIX Index or VIX Index-linked ETFs. When the Fund purchases options or option spreads, losses from the Fund's investments in such purchased options or option spreads are limited to the amount of the net premiums paid. The Fund's investments in purchased or written options or option spreads will generally involve premiums of less than 2% of the Fund's net assets during a given month.

Purchasing a call option gives the buyer the right to purchase shares of the reference asset at a specified price ("strike price") until a specified date ("expiration date") (American-style options) or at the expiration date (European-style options). The buyer of the call option pays an amount (premium) for buying the option. In the event the reference asset appreciates above the strike price, the buyer can exercise the option and receive the reference asset (for American-style options) or receive the difference between the value of the reference asset and the strike price (for European-style options) (which gain is offset by the premium initially paid), and in the event the reference asset declines in value, the call option may end up worthless and the Fund's loss is limited to the amount of premium it paid. The Fund's investments in call options and put options (described below) on the growth equities instruments in which it invests or the VIX Index are generally expected to be European-style options.

Writing (selling) a call option gives the seller the obligation to deliver shares of the reference asset at a strike price until the expiration date (American-style options) or at the expiration date (European-style options). The seller of the call option receives an amount (premium) for selling the option. In the event the reference asset appreciates above the strike price, the option may be exercised against the Fund, and the Fund may have to deliver the reference asset (for American-style options) or the difference between the value of the reference asset and the strike price (for European-style options) (which loss is offset by the premium initially received), and in the event the reference asset declines in value, the call option may end up worthless and the Fund retains the premium it received.

Purchasing a put option gives the buyer the right to sell shares of a reference asset at a strike price until the expiration date (American-style options) or at the expiration date (European-style options). The buyer of the put option pays an amount (premium) for buying the option. In the event the reference asset declines in value below the strike price and the Fund exercises its put option, the Fund will be entitled to deliver the reference asset (for American-style options) or receive the difference between the strike price and the value of the reference asset (for European-style options) (which gain is offset by the premium originally paid by the Fund), and in the event the reference asset closes above the strike price as of the expiration date, the put option may end up worthless and the Fund's loss is limited to the amount of premium it paid.

A call spread entails the purchase of a call option and the sale of a call option on the same reference asset with the same expiration date but a higher strike price. A put spread entails the purchase of a put option and the sale of a put option on the same reference asset with the same expiration date but a lower strike price. The premium received from the sale of the call or put options is generally expected to offset the cost to the Fund of the purchased options in exchange for limiting the maximum return from such options.

The Fund may also invest up to 25% of its assets in leveraged and inverse ETFs on a daily basis or longer consistent with the Adviser's views on current and future market conditions. Leveraged ETFs seek to provide investment results that match a multiple of the performance of an underlying index (e.g., three times the performance) for a single day. Inverse ETFs provide short exposure to an underlying index by seeking to provide investment results that match a negative (i.e., the opposite) performance of an underlying index's performance for a single day. Leveraged and inverse ETFs typically rely on derivative instruments to seek to obtain their investment objectives.

The Fund's strategy may result in the active and frequent trading of the Fund's investments, which may result in significant portfolio turnover.

Principal Risks of Investing in the Fund

The principal risks of investing in the Fund are summarized below. The principal risks are presented in alphabetical order to facilitate finding particular risks and comparing them with other funds. Each risk summarized below is considered a "principal risk" of investing in the Fund, regardless of the order in which it appears. As with any investment, there is a risk that you could lose all or a portion of your investment in the Fund. Some or all of these risks may adversely affect the Fund's net asset value per share ("NAV"), trading price, yield, total return and/or ability to meet its objectives. For more information about the risks of investing in the Fund, see the section in the Fund's Prospectus titled "Additional Information About the Funds".

- **Active Management Risk.** The Fund is actively managed and may not meet its investment objective if the statistical analyses fail to identify the direction or strength of market movements or based on the Adviser's success or failure to implement investment strategies for the Fund. The Fund may invest in complex instruments (each described below), including options and futures contracts. Such instruments may create enhanced risks for the Fund, and the Adviser's ability to control the Fund's level of risk will depend on the Adviser's skill in managing such instruments.
- **Cash and Cash Equivalents Risk.** Holding cash or cash equivalents rather than securities or other instruments in which the Fund primarily invests, even strategically, may cause the Fund to risk losing opportunities to participate in market appreciation, and may cause the Fund to experience potentially lower returns than the Fund's benchmark or other funds that remain fully invested. In rising markets, holding cash or cash equivalents will negatively affect the Fund's performance relative to its benchmark.
- **Data Risk.** The Fund's investments are heavily dependent on proprietary statistical analyses that include the use of information and data supplied by third parties ("Data"). When Data prove to be incorrect or incomplete, any decisions made in reliance thereon may lead to the inclusion or exclusion of investments that would have been excluded or included had the Data been correct and complete.
- **Depository Receipt Risk.** The Fund may indirectly hold the securities of non-U.S. companies in the form of depository receipts through its investments in other ETFs. Depository Receipts involve risks similar to those associated with investments in foreign securities, such as changes in political or economic conditions of other countries and changes in the exchange rates of foreign currencies. Depository Receipts listed on U.S. exchanges are issued by banks or trust companies and entitle the holder to all dividends and capital gains that are paid out on the underlying foreign shares ("Underlying Shares"). When the Fund invests in Depository Receipts as a substitute for an investment directly in the Underlying Shares, the Fund is exposed to the risk that the Depository Receipts may not provide a return that corresponds precisely with that of the Underlying Shares.
- **Derivatives Risks.** The Fund's derivative investments have risks, including the imperfect correlation between the value of such instruments and the underlying assets or index; the loss of principal, including the potential loss of amounts

greater than the initial amount invested in the derivative instrument; and illiquidity of the derivative investments. The derivatives used by the Fund may give rise to a form of leverage. Leverage magnifies the potential for gain and may result in greater losses, which in some cases may cause the Fund to liquidate other portfolio investments at inopportune times (e.g., at a loss to comply with limits on leverage and asset segregation requirements imposed by the Investment Company Act of 1940 (the “1940 Act”) or when the Adviser otherwise would have preferred to hold the investment) or to meet redemption requests. Certain of the Fund’s transactions in derivatives could also affect the amount, timing, and character of distributions to shareholders, which may result in the Fund realizing more short-term capital gain and ordinary income subject to tax at ordinary income tax rates than it would if it did not engage in such transactions, which may adversely impact the Fund’s after-tax returns. To the extent the Fund invests in such derivative instruments, the value of the Fund’s portfolio is likely to experience greater volatility over short-term periods.

- **Equity Market Risk.** The Fund has exposure to common stocks through its investments in index-based ETFs as well as options and futures contracts on equities. Common stocks are generally exposed to greater risk than other types of securities, such as preferred stock and debt obligations, because common stockholders generally have inferior rights to receive payment from specific issuers. Equity securities may experience sudden, unpredictable drops in value or long periods of decline in value. This may occur because of factors that affect securities markets generally or factors affecting specific industries, sectors, or companies in which the Fund directly or indirectly invests. In addition, local, regional or global events such as war, including Russia’s invasion of Ukraine, acts of terrorism, market volatility related to global trade policy, spread of infectious diseases or other public health issues (such as the global pandemic caused by the COVID-19 virus), recessions, rising inflation, or other events could have a significant negative impact on the Fund and its investments. Such events could adversely affect the prices and liquidity of the Fund’s portfolio securities or other instruments and could result in disruptions in the trading markets.
- **ETF Risks.** The Fund is an ETF, and, as a result of an ETF’s structure, it is exposed to the following risks:
 - *Authorized Participants, Market Makers, and Liquidity Providers Concentration Risk.* The Fund has a limited number of financial institutions that may act as Authorized Participants (“APs”). In addition, there may be a limited number of market makers and/or liquidity providers in the marketplace. To the extent either of the following events occur, Shares may trade at a material discount to NAV and possibly face delisting: (i) APs exit the business or otherwise become unable to process creation and/or redemption orders and no other APs step forward to perform these services, or (ii) market makers and/or liquidity providers exit the business or significantly reduce their business activities and no other entities step forward to perform their functions.
 - *Cash Redemption Risk.* The Fund’s investment strategy may require it to redeem shares for cash or to otherwise include cash as part of its redemption proceeds. The Fund may be required to sell or unwind portfolio investments to obtain the cash needed to distribute redemption proceeds. This may cause the Fund to recognize a capital gain that it might not have recognized if it had made a redemption in-kind. As a result, the Fund may pay out higher annual capital gain distributions than if the in-kind redemption process was used.
 - *Costs of Buying or Selling Shares.* Due to the costs of buying or selling Shares, including brokerage commissions imposed by brokers and bid-ask spreads, frequent trading of Shares may significantly reduce investment results and an investment in Shares may not be advisable for investors who anticipate regularly making small investments.
 - *Shares May Trade at Prices Other Than NAV.* As with all ETFs, Shares may be bought and sold in the secondary market at market prices. Although it is expected that the market price of Shares will approximate the Fund’s NAV, there may be times when the market price of Shares is more than the NAV intra-day (premium) or less than the NAV intra-day (discount) due to supply and demand of Shares or during periods of market volatility. This risk is heightened in times of market volatility, periods of steep market declines, and periods when there is limited trading activity for Shares in the secondary market, in which case such premiums or discounts may be significant.
 - *Trading.* Although Shares are listed for trading on Cboe BZX Exchange, Inc. (the “Exchange”) and may be traded on U.S. exchanges other than the Exchange, there can be no assurance that Shares will trade with any volume, or at all, on any stock exchange. There can be no assurance that an active trading market for such Shares will develop or be maintained. In stressed market conditions, the liquidity of Shares may begin to mirror the liquidity of the Fund’s underlying portfolio holdings, which can be significantly less liquid than Shares, and this could lead to differences between the market price of the Shares and the underlying value of those Shares.
- **Fixed Income Securities Risk.** The value of the Fund’s investments in fixed income securities will fluctuate with changes in interest rates. Typically, a rise in interest rates causes a decline in the value of fixed income securities owned indirectly by the Fund. On the other hand, if rates fall, the value of the fixed income securities generally increases. The Fund may be subject to a greater risk of rising interest rates due to the current period of historically low rates and the

effect of potential government fiscal policy initiatives and resulting market reaction to those initiatives. In general, the market price of fixed income securities with longer maturities will increase or decrease more in response to changes in interest rates than shorter-term securities.

- **Foreign Investment Risk.** Because the Fund may invest in ETFs with exposure to non-U.S. companies, changes in foreign economies and political climates are more likely to affect the Fund than a fund that invests exclusively in U.S. companies. There may be less government supervision of foreign markets, resulting in non-uniform accounting practices and less publicly available information. The value of foreign investments may be affected by changes in exchange control regulations, the imposition of tariffs, application of foreign tax laws (including withholding tax), changes in governmental administration or economic or monetary policy (in this country or abroad) or changed circumstances in dealings between nations.
- **Futures Contracts Risks.** A decision as to whether, when, and how to use futures involves the exercise of skill and judgment and even a well-conceived futures transaction may be unsuccessful because of market behavior or unexpected events. In addition to the risks associated with all derivatives, the prices of futures can be highly volatile, using futures can lower total return, and the potential loss from futures can exceed the Fund's initial investment in such contracts and could be unlimited.
- **Government Obligations Risk.** The Fund may invest in securities issued by the U.S. government or its agencies or instrumentalities. There can be no guarantee that the United States will be able to meet its payment obligations with respect to such securities. Additionally, market prices and yields of securities supported by the full faith and credit of the U.S. government or other countries may decline or be negative for short or long periods of time.
- **Government Securities Risk.** The Fund may invest, directly or indirectly, in U.S. Treasury obligations and securities issued or guaranteed by the U.S. Treasury. U.S. government securities are subject to market risk, interest rate risk and credit risk. Securities, such as those issued or guaranteed the U.S. Treasury, that are backed by the full faith and credit of the United States are guaranteed only as to the timely payment of interest and principal when held to maturity and the market prices for such securities will fluctuate. Notwithstanding that these securities are backed by the full faith and credit of the United States, circumstances could arise that would prevent the payment of interest or principal. This would result in losses to the Fund. Some U.S. government-sponsored entities ("GSE") securities may not be backed by the full faith and credit of the U.S. government, such as those issued by Freddie Mac, Fannie Mae, FHLBanks, and Farmer Mac. These entities are, however, supported through federal subsidies, loans or other benefits. The Fund may also invest, directly or indirectly, in GSE securities that are supported by the full faith and credit of the U.S. Government, such as those issued by the Government National Mortgage Association (Ginnie Mae).
- **High Portfolio Turnover Risk.** Because the Fund may "turn over" some or all of its positions as frequently as daily, the Fund may incur high levels of transaction costs from commissions or mark-ups in the bid/offer spread. Higher portfolio turnover may result in the Fund paying higher levels of transaction costs and generating greater tax liabilities for shareholders. Portfolio turnover risk may cause the Fund's performance to be less than you expect.
- **Investment Company Risk.** The risks of investing in other investment companies typically reflect the risks of the types of instruments in which the investment companies invest. By investing in another investment company, the Fund becomes a shareholder of that investment company and bears its proportionate share of the fees and expenses of the other investment company. The Fund may be subject to statutory limits with respect to the amount it can invest in other ETFs, which may adversely affect the Fund's ability to achieve its investment objective. Investments in ETFs are subject to the "ETF Risks" described above.
- **Leveraged and Inverse ETFs Risk.** Leveraged and inverse ETFs (collectively, "Leveraged ETFs") expose the Fund to all of the risks that traditional ETFs present (see "ETF Risks" above). All Leveraged ETFs rely to some degree, often extensively, on derivatives to achieve their objectives and, thus, the Fund is indirectly exposed to derivatives risk through its investments in Leveraged ETFs. Further, investments in Leveraged ETFs are subject to the risk that the performance of such ETF will not correlate with the underlying index as intended. Leveraged ETFs often "reset" daily, meaning that they are designed to achieve their stated objectives on a daily basis. Due to the effect of compounding, their performance over longer periods of time can differ significantly from the performance (or inverse of the performance) of their underlying index or benchmark during the same period of time. This effect can be magnified in volatile markets. **Consequently, these investment vehicles may be extremely volatile and can potentially expose a Fund to complete loss of its investment.**
- **Leverage Risk.** In certain market conditions, the Fund may invest in instruments that create exposure to growth equities of 100% to 120% of the Fund's net assets at the time of investment. The Fund obtains such exposure by utilizing

leverage and may lose more money in market conditions that are adverse to its investment objective than a fund that does not utilize leverage.

- **Options Risk.** Buying and selling (writing) options are speculative activities and entail greater than ordinary investment risks. Options enable the Fund to purchase exposure that is significantly greater than the premium paid. Consequently, the value of such options can be volatile, and a small investment in options can have a large impact on the performance of the Fund. The Fund risks losing all or part of the cash paid (premiums) for purchasing options. Even a small decline in the value of a reference asset underlying call options or a small increase in the value of a reference asset underlying put options can result in the entire investment in such options being lost. When selling an option, the Fund will receive a premium; however, this premium may not be enough to offset a loss incurred by the Fund if the price of the underlying asset is below the strike price for a put option, or above the strike price for a call option, by an amount equal to or greater than the premium. Additionally, the value of the option may be lost if the Adviser fails to exercise such option at or prior to its expiration. The potential loss from written call options can exceed the Fund's initial investment in such options and could be unlimited.

When the Fund sells an option, it gains the amount of the premium it receives, but also incurs a liability representing the value of the option it has sold until the option is either exercised and finishes "in the money," meaning it has value and can be sold, or the option expires worthless, or the expiration of the option is "rolled," or extended forward. The value of the options in which the Fund invests is based partly on the volatility used by market participants to price such options (*i.e.*, implied volatility). Accordingly, increases in the implied volatility of such options will cause the value of such options to increase (even if the prices of the options' underlying stocks do not change), which will result in a corresponding increase in the liabilities of the Fund under such options and thus decrease the Fund's NAV.

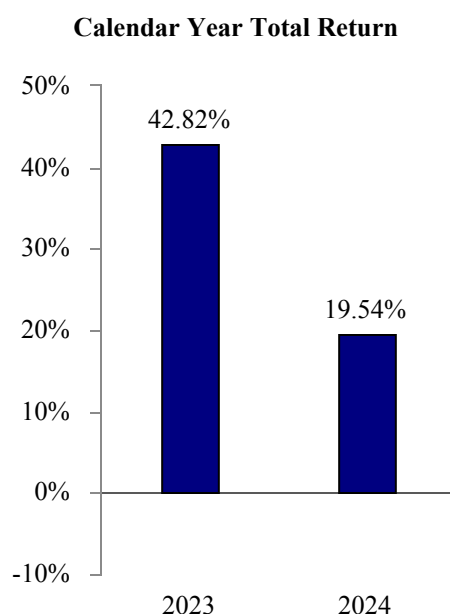
- **Sector Risk.** To the extent the Fund invests in ETFs that invest more heavily in particular sectors of the economy, the Fund's performance will be especially sensitive to developments that significantly affect those sectors.
 - **Communications Services Sector Risk.** Communications services companies are subject to extensive government regulation. The costs of complying with governmental regulations, delays or failure to receive required regulatory approvals, or the enactment of new adverse regulatory requirements may adversely affect the business of such companies. Companies in the communications services sector can also be significantly affected by intense competition, including competition with alternative technologies such as wireless communications (including with 5G and other technologies), product compatibility, consumer preferences, rapid product obsolescence, and research and development of new products. Technological innovations may make the products and services of such companies obsolete.
 - **Information Technology Sector Risk.** Market or economic factors impacting information technology companies and companies that rely heavily on technological advances could have a significant effect on the value of the Fund's investments. The value of stocks of information technology companies and companies that rely heavily on technology is particularly vulnerable to rapid changes in technology product cycles, rapid product obsolescence, government regulation and competition, both domestically and internationally, including competition from foreign competitors with lower production costs. Information technology companies are heavily dependent on patent and intellectual property rights, the loss or impairment of which may adversely affect profitability.
- **Short Position Risk.** The Fund may engage in short position derivative activities, which are significantly different from the investment activities commonly associated with conservative stock or bond funds. Short positions in derivatives are speculative and more-risky than "long" positions (purchases) because the upside of the underlying index is, in theory, unlimited. Therefore, the potential loss on an uncovered short derivative, such as a call option, is, in theory, unlimited; whereas the potential loss on long positions is limited to the original purchase price. You should be aware that any strategy that includes short positions could suffer significant losses. Shorting will also result in higher transaction costs (such as interest and dividends), which reduce the Fund's return, and may result in higher taxes. When the Fund is selling a position short, it must maintain a segregated account of cash or high-grade securities equal to the margin requirement. As a result, the Fund may maintain high levels of cash or other liquid assets.
- **Tax Risk.** The Fund must meet certain requirements regarding the source of its income and the diversification of its assets, among other requirements, to qualify as a RIC under Subchapter M of the Code. The Fund's investments in certain VIX derivatives, including VIX futures contracts, may not generate qualifying income. The Fund intends to take the position that VIX options and VIX futures produce qualifying income. The Fund, however, has not secured a private letter ruling from the Internal Revenue Service ("IRS") regarding such position and there are no assurances the IRS or

the courts will agree with the Fund that such VIX derivatives produce qualifying income. Failure to comply with the requirements to qualify as a RIC would have significant negative tax consequences to Fund shareholders.

- **Volatility Risk.** The Fund's derivative investments that are linked to equity market volatility levels can be highly volatile and may experience large losses. Trading in VIX Index futures contracts or VIX Index options, particularly contracts that are close to expiration, can be very volatile and can be expected to be very volatile in the future. The volatile nature of these instruments may have an adverse impact on the Fund beyond the impact of any changes in the VIX Index.

Performance

The following performance information indicates some of the risks of investing in the Fund. The bar chart shows the Fund's performance for the calendar year ended December 31. The table illustrates how the Fund's average annual returns for the 1-year and since inception periods compared with those of a broad measure of market performance. The Fund's past performance, before and after taxes, does not necessarily indicate how it will perform in the future. Updated performance information is available on the Fund's website at www.lhafunds.com.



During the period of time shown in the bar chart, the Fund's highest quarterly return was 17.33% for the quarter ended March 31, 2023, and the lowest quarterly return was -3.42% for the quarter ended September 30, 2023.

Average Annual Total Returns

For the Period Ended December 31, 2024

LHA Market State™ Tactical Q ETF	1-Year	Since Inception (3/14/2022)
Return Before Taxes	19.54%	11.69%
Return After Taxes on Distributions	18.20%	11.13%
Return After Taxes on Distributions and Sale of Shares	11.98%	8.95%
NASDAQ 100 Total Return (reflects no deduction for fees, expenses, or taxes)	25.88%	19.56%
NASDAQ Composite Total Return Index¹ (reflects no deduction for fees, expenses, or taxes)	29.57%	17.48%

¹ In connection with newly adopted SEC regulations applicable to the Fund, the NASDAQ Composite Index is the Fund's new broad-based securities market index. The table also shows index performance for the NASDAQ 100 Total Return Index, an additional benchmark index, which the Adviser believes is more representative of the types of securities in which the Fund invests.

After-tax returns are calculated using the historical highest individual federal marginal income tax rates during the period covered by the table above and do not reflect the impact of state and local taxes. Actual after-tax returns depend on an investor's tax situation and may differ from those shown. After-tax returns shown are not relevant to investors who hold their Shares through tax-deferred arrangements such as an individual retirement account ("IRA") or other tax-advantaged accounts. In certain cases, the figure representing "Return After Taxes on Distributions and Sale of Shares" may be higher than the other return figures for the same period. A higher after-tax return results when a capital loss occurs upon redemption and provides an assumed tax deduction that benefits the investor.

Management

Investment Adviser: Little Harbor Advisors, LLC

Portfolio Managers: Michael Thompson, CFA, and D. Matthew Thompson, CFA, each a portfolio manager for the Adviser, have been the Fund's portfolio managers since the inception of the Fund in March 2022.

Purchase and Sale of Shares

Shares are listed on the Exchange, and individual Shares may only be bought and sold in the secondary market through brokers at market prices, rather than NAV. Because Shares trade at market prices rather than NAV, Shares may trade at a price greater than NAV (premium) or less than NAV (discount).

The Fund issues and redeems Shares at NAV only in large blocks known as "Creation Units," which only APs (typically, broker-dealers) may purchase or redeem. The Fund generally issues and redeems Creation Units in exchange for a portfolio of securities and/or a designated amount of U.S. cash.

Investors may incur costs attributable to the difference between the highest price a buyer is willing to pay to purchase Shares (bid) and the lowest price a seller is willing to accept for Shares (ask) when buying or selling Shares in the secondary market (the "bid-ask spread"). Recent information about the Fund, including its NAV, market price, premiums and discounts, and bid-ask spreads is available on the Fund's website at www.lhafunds.com.

Tax Information

Fund distributions are generally taxable as ordinary income, qualified dividend income, or capital gains (or a combination), unless your investment is in an IRA or other tax-advantaged account. Distributions on investments made through tax-deferred arrangements may be taxed later upon withdrawal of assets from those accounts.

Financial Intermediary Compensation

If you purchase Shares through a broker-dealer or other financial intermediary (such as a bank) (an "Intermediary"), the Adviser or its affiliates may pay Intermediaries for certain activities related to the Fund, including participation in activities that are designed to make Intermediaries more knowledgeable about exchange traded products, including the Fund, or for other activities, such as marketing, educational training or other initiatives related to the sale or promotion of Shares. These payments may create a conflict of interest by influencing the Intermediary and your salesperson to recommend the Fund over another investment. Any such arrangements do not result in increased Fund expenses. Ask your salesperson or visit the Intermediary's website for more information.

LHA RISK-MANAGED INCOME ETF - FUND SUMMARY

Investment Objective

The LHA Risk-Managed Income ETF (the “Risk-Managed Income ETF” or the “Fund”) seeks current income and capital preservation.

Fees and Expenses of the Fund

The following table describes the fees and expenses you may pay if you buy, hold, and sell shares of the Fund (“Shares”). **You may pay other fees, such as brokerage commissions and other fees to financial intermediaries, which are not reflected in the table and Example below.**

Annual Fund Operating Expenses <i>(expenses that you pay each year as a percentage of the value of your investment)</i>	
Management Fees	1.10%
Distribution and/or Service (12b-1) Fees	0.00%
Other Expenses	0.00%
Acquired Fund Fees and Expenses ¹	0.58%
Total Annual Fund Operating Expenses	1.68%

¹ Acquired Fund Fees and Expenses (“AFFE”) are the indirect costs of investing in other investment companies. Total Annual Fund Operating Expenses do not correlate to the expense ratios in the Fund’s Financial Highlights because the Financial Highlights include only the direct operating expenses incurred by the Fund and exclude AF FE.

Expense Example

This Example is intended to help you compare the cost of investing in the Fund with the cost of investing in other funds. The Example assumes that you invest \$10,000 in the Fund for the time periods indicated and then continue to hold or redeem all of your Shares at the end of those periods. The Example also assumes that your investment has a 5% return each year and that the Fund’s operating expenses remain the same. Although your actual costs may be higher or lower, based on these assumptions your costs would be:

1 Year	3 Years	5 Years	10 Years
\$171	\$530	\$913	\$1,987

Portfolio Turnover

The Fund pays transaction costs, such as commissions, when it buys and sells securities (or “turns over” its portfolio). A higher portfolio turnover rate may indicate higher transaction costs and may result in higher taxes when Shares are held in a taxable account. These costs, which are not reflected in annual fund operating expenses or in the Example, affect the Fund’s performance. For the fiscal period June 8, 2023 (commencement of operations) through December 31, 2024, the Fund’s portfolio turnover rate was 0% of the average value of its portfolio.

Principal Investment Strategies

The Fund is an actively-managed “fund of funds” and seeks to achieve its investment objective by investing primarily in other investment companies, including other actively managed exchange-traded funds (“ETFs”) and index-based ETFs (collectively, “Underlying Investments”), that provide exposure to a broad range of fixed income asset classes. The Underlying Investments may invest in investment-grade U.S. corporate bonds, U.S. Treasury securities, floating rate debt securities, treasury inflation-protected bonds (“TIPS”), foreign corporate debt securities (including those of emerging markets), high yield (junk) bonds, mortgage-backed and asset-backed securities, and preferred stocks. The Fund may also invest in cash, cash equivalents, or money market funds.

Grimes & Company, LLC (“Grimes” or the “Sub-Adviser”) identifies income-producing Underlying Investments and then uses (a) a proprietary analysis that quantifies and evaluates each Underlying Investment’s short-term (approximately one quarter) and long term (approximately one to two years) price change and volatility trends (the “Price and Volatility Trend Factors”), and (b) with consideration to the Price and Volatility Trend Factors, a discretionary approach to selection of Underlying Investments (the “Yield Review”). The Sub-Adviser ranks Underlying Investments with positive Price and

Volatility Trend Factors by their current yield and generally selects, for inclusion in the Fund's portfolio, the Underlying investments with the highest yield in the Yield Review.

In seeking to manage risk, during an environment of unfavorable Price and Volatility Trend Factors, the Fund seeks capital preservation by investing in Underlying Investments with higher quality and lower income-producing assets (*e.g.*, investment-grade bonds, TIPS, floating rate bonds, or money market instruments), and cash or cash equivalents. Such unfavorable Price and Volatility Trend Factors generally occur in periods of market downturn (*e.g.*, recession, persistent inflation, war).

In an environment of favorable Price and Volatility Trend Factors, the Fund seeks to maximize income by investing in Underlying Investments with high income-producing assets (*e.g.*, junk bonds, preferred equities, or emerging market bonds). Such favorable Price and Volatility Trend Factors generally occur in periods of a rising market (*e.g.*, low interest rates, economic stimulus).

The Fund's average weighted portfolio duration and credit quality (through its Underlying Investments) vary over time, generally between 0-10 years, and rated between AAA and B, respectively. However, there is no limit on the weighted average duration or the average credit rating of the Fund's portfolio. Duration is a measure of a fixed income security's price sensitivity to changes in interest rates (*e.g.*, higher duration indicates greater sensitivity to interest rate changes). Credit ratings are issued by independent third parties (*e.g.*, Moody's Investors Service, Inc.).

The Fund may invest up to 100% of its assets in any fixed income class, or in cash or cash equivalents, depending upon current fixed income market conditions, as well as the Price and Volatility Trend Factors observed by the Sub-Adviser.

Principal Risks of Investing in the Fund

The principal risks of investing in the Fund are summarized below. The principal risks are presented in alphabetical order to facilitate finding particular risks and comparing them with other funds. Each risk summarized below is considered a "principal risk" of investing in the Fund, regardless of the order in which it appears. As with any investment, there is a risk that you could lose all or a portion of your investment in the Fund. Some or all of these risks may adversely affect the Fund's net asset value per share ("NAV"), trading price, yield, total return and/or ability to meet its objectives. For more information about the risks of investing in the Fund, see the section in the Fund's Prospectus titled "Additional Information About the Funds".

- **Active Management Risk.** The Fund is actively managed and may not meet its investment objective based on the Sub-Adviser's success or failure to implement investment strategies for the Fund.
- **Capital Controls and Sanctions Risk.** Economic conditions, such as volatile currency exchange rates and interest rates, political events, military action and other conditions may, without prior warning, lead to foreign government intervention (including intervention by the U.S. government with respect to foreign governments, economic sectors, foreign companies and related securities and interests) and the imposition of capital controls and/or sanctions, which may also include retaliatory actions of one government against another government, such as seizure of assets. Capital controls and/or sanctions include the prohibition of, or restrictions on, the ability to transfer currency, securities or other assets. Capital controls and/or sanctions may also impact the ability of the Fund to buy, sell or otherwise transfer securities or currency, negatively impact the value and/or liquidity of such instruments, adversely affect the trading market and price for Shares, and cause the Fund to decline in value.
- **Cash and Cash Equivalents Risk.** Holding cash or cash equivalents rather than securities or other instruments in which the Fund primarily invests, even strategically, may cause the Fund to risk losing opportunities to participate in market appreciation, and may cause the Fund to experience potentially lower returns than the Fund's benchmark or other funds that remain fully invested. In rising markets, holding cash or cash equivalents will negatively affect the Fund's performance relative to its benchmark.
- **Currency Exchange Rate Risk.** The Fund may invest in Underlying Investments that invest primarily in securities denominated in non-U.S. currencies. Changes in currency exchange rates and the relative value of non-U.S. currencies may affect the value of such investments and the value of your Shares. Currency exchange rates can be very volatile and can change quickly and unpredictably. As a result, the value of an investment in the Fund may change quickly and without warning and you may lose money.
- **Data Risk.** The Fund's investments are heavily dependent on proprietary statistical analyses that include the use of information and data supplied by third parties ("Data"). When Data proves to be incorrect or incomplete, any decisions made in reliance thereon may lead to the inclusion or exclusion of investments that would have been excluded or included had the Data been correct and complete.

- **Emerging Markets Risk.** The Fund's Underlying Investments that provide exposure to securities traded in developing or emerging markets, and individual securities with such exposure, may involve substantial risk with respect to such securities due to limited information; different accounting, auditing, and financial reporting standards; a country's dependence on revenue from particular commodities or international aid; market volatility related to global trade policy; and expropriation, nationalization, or other adverse political or economic developments. Political and economic structures in many emerging market countries may be undergoing significant evolution and rapid development, and such countries may lack the social, political and economic stability characteristics of more developed countries. Some of these countries may have failed to recognize private property rights in the past and, at times, have nationalized or expropriated the assets of private companies.
- **ETF Risks.** The Fund is an ETF, and, as a result of an ETF's structure, it is exposed to the following risks:
 - *Authorized Participants, Market Makers, and Liquidity Providers Concentration Risk.* The Fund has a limited number of financial institutions that may act as Authorized Participants ("APs"). In addition, there may be a limited number of market makers and/or liquidity providers in the marketplace. To the extent either of the following events occur, Shares may trade at a material discount to NAV and possibly face delisting: (i) APs exit the business or otherwise become unable to process creation and/or redemption orders and no other APs step forward to perform these services, or (ii) market makers and/or liquidity providers exit the business or significantly reduce their business activities and no other entities step forward to perform their functions.
 - *Cash Redemption Risk.* The Fund's investment strategy may require it to redeem Shares for cash or to otherwise include cash as part of its redemption proceeds. The Fund may be required to sell or unwind portfolio investments to obtain the cash needed to distribute redemption proceeds. This may cause the Fund to recognize a capital gain that it might not have recognized if it had made a redemption in-kind. As a result, the Fund may pay out higher annual capital gain distributions than if the in-kind redemption process was used.
 - *Costs of Buying or Selling Shares.* Due to the costs of buying or selling Shares, including brokerage commissions imposed by brokers and bid-ask spreads, frequent trading of Shares may significantly reduce investment results and an investment in Shares may not be advisable for investors who anticipate regularly making small investments.
 - *Shares May Trade at Prices Other Than NAV.* As with all ETFs, Shares may be bought and sold in the secondary market at market prices. Although it is expected that the market price of Shares will approximate the Fund's NAV, there may be times when the market price of Shares is more than the NAV intra-day (premium) or less than the NAV intra-day (discount) due to supply and demand of Shares or during periods of market volatility. This risk is heightened in times of market volatility, periods of steep market declines, and periods when there is limited trading activity for Shares in the secondary market, in which case such premiums or discounts may be significant. Because securities held by the Fund may trade on foreign exchanges that are closed when the Fund's primary listing exchange is open, the Fund is likely to experience premiums and discounts greater than those of domestic ETFs.
 - *Trading.* Although Shares are listed for trading on Cboe BZX Exchange, Inc. (the "Exchange") and may be traded on U.S. exchanges other than the Exchange, there can be no assurance that Shares will trade with any volume, or at all, on any stock exchange. There can be no assurance that an active trading market for such Shares will develop or be maintained. In stressed market conditions, the liquidity of Shares may begin to mirror the liquidity of the Fund's underlying portfolio holdings, which can be significantly less liquid than Shares, and this could lead to differences between the market price of the Shares and the underlying value of those Shares.
- **Fixed Income Securities Risk.** The Fund invests in Underlying Investments that invest primarily in fixed income securities. Fixed income securities, such as bonds and certain asset-backed securities, involve certain risks, which include:
 - *Call Risk.* During periods of falling interest rates, an issuer of a callable bond held by the Underlying Investment may "call" or repay the security prior to its stated maturity, and the Underlying Investment may have to reinvest the proceeds at lower interest rates, resulting in a decline in the Underlying Investment's income.
 - *Credit Risk.* Credit risk refers to the possibility that the issuer of a security will not be able to make payments of interest and principal when due. Changes in an issuer's credit rating or the market's perception of an issuer's creditworthiness may also affect the value of an investment in that issuer.
 - *Duration Risk.* Prices of fixed income securities with longer durations are more sensitive to interest rate changes than those with shorter durations.

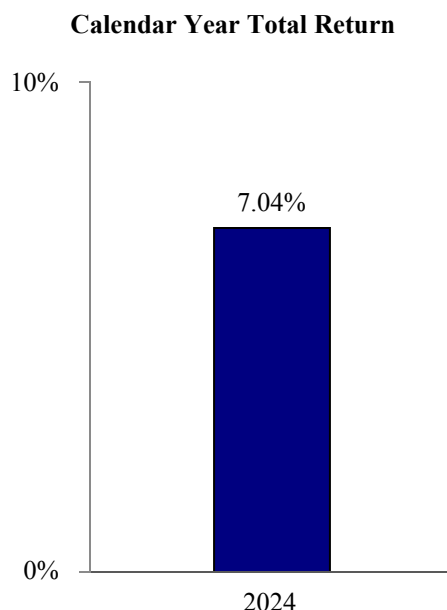
- *Event Risk.* Event risk is the risk that corporate issuers may undergo restructurings, such as mergers, leveraged buyouts, takeovers, or similar events financed by increased debt. As a result of the added debt, the credit quality and market value of a company's bonds and/or other debt securities may decline significantly.
- *Extension Risk.* When interest rates rise, certain obligations will be paid off by the obligor more slowly than anticipated, causing the value of these securities to fall.
- *Interest Rate Risk.* Generally, the value of fixed income securities will change inversely with changes in interest rates. As interest rates rise, the market value of fixed income securities tends to decrease. Conversely, as interest rates fall, the market value of fixed income securities tends to increase. This risk will be greater for long-term securities than for short-term securities.
- *Maturity Risk.* The value of fixed income investments is also dependent on their maturity. Generally, the longer the maturity of a fixed income security, the greater its sensitivity to changes in interest rates.
- *Prepayment Risk.* When interest rates fall, certain obligations will be paid off by the obligor more quickly than originally anticipated, and the proceeds may have to be invested in securities with lower yields.
- *Variable and Floating Rate Instrument Risk.* Floating or variable rate securities pay interest at rates that adjust in response to changes in a specified interest rate or reset at predetermined dates (such as the end of a calendar quarter). Securities with floating or variable interest rates are generally less sensitive to interest rate changes than securities with fixed interest rates, but may decline in value if their interest rates do not rise as much, or as quickly, as comparable market interest rates. Although floating or variable rate securities are generally less sensitive to interest rate risk than fixed rate securities, they are subject to credit, liquidity and default risk and may be subject to legal or contractual restrictions on resale, which could impair their value.
- **Foreign Securities Risk.** The Fund may invest in Underlying Investments that invest primarily in foreign securities. Investments in foreign securities involve certain risks that may not be present with investments in U.S. securities. For example, investments in foreign securities may be subject to risk of loss due to foreign currency fluctuations, the imposition of tariffs, or to political or economic instability. Investments in foreign securities also may be subject to withholding or other taxes and may be subject to additional trading, settlement, custodial, and operational risks. These and other factors can make investments in the Fund more volatile and potentially less liquid than other types of investments. These risks may be enhanced for securities of companies organized in emerging market nations. Foreign debt obligations are generally determined based on the ultimate parent country of risk which consists of the following four factors: management location, country of primary listing, country of revenue and reporting currency of the issuer. Debt obligations issued by a foreign entity that are subject to a guarantee of a U.S. corporate parent or other U.S. entity are generally not regarded as foreign securities.
- **Geographic Investment Risk.** To the extent the Fund invests a significant portion of its assets in the securities of companies of a single country or region, it is more likely to be impacted by events or conditions affecting that country or region.
- **Government Obligations Risk.** The Fund may invest in Underlying Investments that primarily invest in securities issued by the U.S. or other governments. There can be no guarantee that the United States or another country will be able to meet its payment obligations with respect to such securities. Additionally, market prices and yields of securities supported by the full faith and credit of the U.S. government or other countries may decline or be negative for short or long periods of time.
- **Government Securities Risk.** The Fund may invest, directly or indirectly, in U.S. Treasury obligations and securities issued or guaranteed by the U.S. Treasury. U.S. government securities are subject to market risk, interest rate risk and credit risk. Securities, such as those issued or guaranteed the U.S. Treasury, that are backed by the full faith and credit of the United States are guaranteed only as to the timely payment of interest and principal when held to maturity and the market prices for such securities will fluctuate. Notwithstanding that these securities are backed by the full faith and credit of the United States, circumstances could arise that would prevent the payment of interest or principal. This would result in losses to the Fund. Some U.S. government-sponsored entities ("GSE") securities may not be backed by the full faith and credit of the U.S. government, such as those issued by Freddie Mac, Fannie Mae, FHLBanks, and Farmer Mac. These entities are, however, supported through federal subsidies, loans or other benefits. The Fund may also invest, directly or indirectly, in GSE securities that are supported by the full faith and credit of the U.S. Government, such as those issued by the Government National Mortgage Association (Ginnie Mae).
- **High Portfolio Turnover Risk.** The Fund may frequently buy and sell portfolio securities and other assets to rebalance the Fund's exposure to specific securities. Higher portfolio turnover may result in the Fund paying higher levels of

transaction costs and generating greater tax liabilities for shareholders. Portfolio turnover risk may cause the Fund's performance to be less than you expect.

- **High Yield and Unrated Securities Risk.** The Fund may invest in Underlying Investments that primarily invest in high yield securities and unrated securities of similar credit quality (commonly known as “junk bonds”). Although high yield securities generally pay higher rates of interest than investment grade bonds, high yield securities are speculative, high risk investments that may cause income and principal losses for the Fund or its Underlying Investments and, consequently, negatively affect the value of the Fund. High yield securities may be issued by companies that are restructuring, are smaller and less creditworthy, or are more highly indebted than other companies. This means that they may have more difficulty making scheduled payments of principal and interest. Changes in the value of high yield securities are influenced more by changes in the financial and business position of the issuing company than by changes in interest rates when compared to investment grade securities. Successful investment in high yield securities and unrated securities of similar quality involves greater investment risk and is highly dependent on the applicable investment adviser's credit analysis. The Fund's exposure to high yield securities may subject it to a substantial degree of credit risk.
- **Investment Company Risk.** The risks of investing in other investment companies typically reflect the risks of the types of instruments in which the investment companies invest. By investing in another investment company, the Fund becomes a shareholder of that investment company and bears its proportionate share of the fees and expenses of the other investment company. The Fund may be subject to statutory limits with respect to the amount it can invest in other ETFs, which may adversely affect the Fund's ability to achieve its investment objective. Investments in ETFs are subject to the “ETF Risks” described above.
- **Limited Operating History Risk.** The Fund is a recently organized investment company with a limited operating history. As a result, prospective investors have a limited track record or history on which to base their investment decision.
- **Market Risk.** The trading prices of Underlying Investments fluctuate in response to a variety of factors. These factors include events impacting the entire market or specific market segments, such as political, market and economic developments, as well as events that impact specific issuers. The Fund's NAV and market price, like security and commodity prices generally, may fluctuate significantly in response to these and other factors. Local, regional or global events such as war, including Russia's invasion of Ukraine, acts of terrorism, market volatility related to global trade policy, spread of infectious diseases or other public health issues (such as the global pandemic caused by the COVID-19 virus), recessions, rising inflation, or other events could have a significant negative impact on the Fund and its investments. Such events may affect certain geographic regions, countries, sectors and industries more significantly than others. Such events could adversely affect the prices and liquidity of the Fund's portfolio securities or other instruments and could result in disruptions in the trading markets. As a result, an investor could lose money over short or long periods of time.
- **Mortgage- and Asset-Backed Securities Risk.** The Fund may invest in Underlying Investments that principally invest in mortgage- and asset-backed securities. Such securities are subject to credit, interest rate, prepayment, and extension risks (see “Fixed Income Securities Risk” above). These securities also are subject to risk of default on the underlying mortgage or asset, particularly during periods of economic downturn. Small movements in interest rates may quickly and significantly reduce the value of certain mortgage-backed securities.
- **Preferred Securities Risk.** The Fund may invest in Underlying Investments that invest in preferred stocks. Preferred stocks are subject to the risks of equity securities generally and also risks associated with fixed-income securities, such as interest rate risk. A company's preferred stock generally pays dividends only after the company makes required payments to creditors. As a result, the value of a company's preferred stock will react more strongly than bonds and other debt to actual or perceived changes in the company's financial condition or prospects. Preferred stock may be less liquid than many other types of securities, such as common stock, and generally has limited or no voting rights. In addition, preferred stock is subject to the risks that a company may defer or not pay dividends, and, in certain situations, may call or redeem its preferred stock or convert it to common stock.
- **TIPS Risk.** The Fund may invest in Underlying Investments that invest in TIPS. Interest payments on TIPS are unpredictable and will fluctuate as the principal and corresponding interest payments are adjusted for inflation. There can be no assurance that the Consumer Price Index (“CPI”) will accurately measure the real rate of inflation in the prices of goods and services. In addition, TIPS are subject to credit risk and interest rate risk.

Performance

The following performance information indicates some of the risks of investing in the Fund. The bar chart shows the Fund's performance for the calendar year ended December 31. The table illustrates how the Fund's average annual returns for the 1-year and since inception periods compared with those of a broad measure of market performance. The Fund's past performance, before and after taxes, does not necessarily indicate how it will perform in the future. Updated performance information is available on the Fund's website at www.lhafunds.com.



During the period of time shown in the bar chart, the Fund's highest quarterly return was 2.95% for the quarter ended September 30, 2024, and the lowest quarterly return was 0.88% for the quarter ended June 30, 2024.

Average Annual Total Returns

For the Period Ended December 31, 2024

LHA Risk Managed Income ETF	1-Year	Since Inception (06/08/2023)
Return Before Taxes	7.04%	7.19%
Return After Taxes on Distributions	4.20%	4.36%
Return After Taxes on Distributions and Sale of Shares	4.12%	4.27%
Bloomberg US Aggregate Bond Index (reflects no deduction for fees, expenses, or taxes)	1.25%	2.87%

After-tax returns are calculated using the historical highest individual federal marginal income tax rates during the period covered by the table above and do not reflect the impact of state and local taxes. Actual after-tax returns depend on an investor's tax situation and may differ from those shown. After-tax returns shown are not relevant to investors who hold their Shares through tax-deferred arrangements such as an individual retirement account ("IRA") or other tax-advantaged accounts. In certain cases, the figure representing "Return After Taxes on Distributions and Sale of Shares" may be higher than the other return figures for the same period. A higher after-tax return results when a capital loss occurs upon redemption and provides an assumed tax deduction that benefits the investor.

Management

Investment Adviser: Little Harbor Advisors, LLC

Investment Sub-Adviser: Grimes & Company, LLC

Portfolio Managers: Kevin T. Grimes, CFA, CFP and Joseph Benoit, CFA, each a portfolio manager for the Sub-Adviser, have been the Fund's portfolio managers since the inception of the Fund in June 2023.

Purchase and Sale of Shares

Shares are listed on the Exchange, and individual Shares may only be bought and sold in the secondary market through brokers at market prices, rather than NAV. Because Shares trade at market prices rather than NAV, Shares may trade at a price greater than NAV (premium) or less than NAV (discount).

The Fund issues and redeems Shares at NAV only in large blocks known as “Creation Units,” which only APs (typically, broker-dealers) may purchase or redeem. The Fund generally issues and redeems Creation Units in exchange for a portfolio of securities and/or a designated amount of U.S. cash.

Investors may incur costs attributable to the difference between the highest price a buyer is willing to pay to purchase Shares (bid) and the lowest price a seller is willing to accept for Shares (ask) when buying or selling Shares in the secondary market (the “bid-ask spread”). Recent information about the Fund, including its NAV, market price, premiums and discounts, and bid-ask spreads is available on the Fund’s website at www.lhafunds.com.

Tax Information

Fund distributions are generally taxable as ordinary income, qualified dividend income, or capital gains (or a combination), unless your investment is in an IRA or other tax-advantaged account. Distributions on investments made through tax-deferred arrangements may be taxed later upon withdrawal of assets from those accounts.

Financial Intermediary Compensation

If you purchase Shares through a broker-dealer or other financial intermediary (such as a bank) (an “Intermediary”), the Adviser or its affiliates may pay Intermediaries for certain activities related to the Fund, including participation in activities that are designed to make Intermediaries more knowledgeable about exchange traded products, including the Fund, or for other activities, such as marketing, educational training or other initiatives related to the sale or promotion of Shares. These payments may create a conflict of interest by influencing the Intermediary and your salesperson to recommend the Fund over another investment. Any such arrangements do not result in increased Fund expenses. Ask your salesperson or visit the Intermediary’s website for more information.

ADDITIONAL INFORMATION ABOUT THE FUNDS

Investment Objective

Each Fund's investment objective has been adopted as a non-fundamental investment policy and may be changed without shareholder approval upon written notice to shareholders.

Principal Investment Strategies

The Tactical Beta ETF and Tactical Q ETF (the "Tactical ETFs") will write call options only if they are "covered". In the case of a call option written on a security, the option is "covered" if the Tactical ETFs own the security underlying the call or has an absolute and immediate right to acquire that security without additional cash consideration (or, if additional cash consideration is required, liquid assets in such amount are segregated) upon conversion or exchange of other securities held by it. For a call option written on an index, the option is covered if the Tactical ETFs maintain with its custodian a portfolio of securities substantially replicating the index or liquid assets equal to the contract value. A call option also is covered if the Tactical ETFs hold a call on the same reference asset as the call written where the exercise price of the call held is (i) equal to or less than the exercise price of the call written, or (ii) greater than the exercise price of the call written, provided the Tactical ETFs segregate liquid assets in the amount of the difference.

Principal Risks of Investing in the Funds

This section provides additional information regarding the principal risks described in each Fund Summary. As in each Fund Summary, the principal risks below are presented in alphabetical order to facilitate finding particular risks and comparing them with other funds. Each risk described below is considered a "principal risk" of investing in the applicable Fund, regardless of the order in which it appears. Each of the factors below could have a negative impact on the applicable Fund's performance and trading prices.

- **Active Management Risk.** Each Fund is actively managed and may not meet its investment objective if the statistical analyses fail to identify the direction or strength of market movements or based on the Adviser's success or failure to implement investment strategies for the Fund. A Fund may invest in complex instruments (each described below), including options and futures contracts. Such instruments may create enhanced risks for the Fund, and the Adviser's ability to control the Fund's level of risk will depend on the Adviser's skill in managing such instruments.
- **Capital Controls and Sanctions Risk** (*Risk-Managed Income ETF only*). Economic conditions, such as volatile currency exchange rates and interest rates, political events, military action and other conditions may, without prior warning, lead to foreign government intervention (including intervention by the U.S. government with respect to foreign governments, economic sectors, foreign companies and related securities and interests) and the imposition of capital controls and/or sanctions, which may also include retaliatory actions of one government against another government, such as seizure of assets. Capital controls and/or sanctions include the prohibition of, or restrictions on, the ability to transfer currency, securities or other assets. Capital controls and/or sanctions may also impact the ability of the Fund to buy, sell or otherwise transfer securities or currency, negatively impact the value and/or liquidity of such instruments, adversely affect the trading market and price for Shares, and cause the Fund to decline in value.
- **Cash and Cash Equivalents Risk.** Holding cash or cash equivalents rather than securities or other instruments in which the Fund primarily invests, even strategically, may cause the Fund to risk losing opportunities to participate in market appreciation, and may cause the Fund to experience potentially lower returns than the Fund's benchmark or other funds that remain fully invested. In rising markets, holding cash or cash equivalents will negatively affect the Fund's performance relative to its benchmark.
- **Currency Exchange Rate Risk** (*Risk-Managed Income ETF only*). The Fund may invest in Underlying Investments that invest primarily in securities denominated in non-U.S. currencies. Changes in currency exchange rates and the relative value of non-U.S. currencies will affect the value of the Fund's investments and the value of your Shares. Because the Fund's NAV is determined on the basis of U.S. dollars, the U.S. dollar value of your investment in the Fund may go down if the value of the local currency of the non-U.S. markets in which the Fund invests depreciates against the U.S. dollar. This is true even if the local currency value of securities in the Fund's holdings goes up. Conversely, the dollar value of your investment in the Fund may go up if the value of the local currency appreciates against the U.S. dollar. The value of the U.S. dollar measured against other currencies is influenced by a variety of factors. These factors include: national debt levels and trade deficits, changes in balances of payments and trade, domestic and foreign interest and inflation rates, global or regional political, economic or financial events, monetary policies of governments, actual or potential government intervention, and global energy prices. Political instability, the possibility of government intervention and restrictive or opaque business and investment policies may also reduce the value of a country's currency. Government monetary policies and the buying or selling of currency by a country's government may also

influence exchange rates. Currency exchange rates can be very volatile and can change quickly and unpredictably. As a result, the value of an investment in the Fund may change quickly and without warning, and you may lose money.

- **Data Risk.** When statistical analyses and Data prove to be incorrect or incomplete, any decisions made in reliance thereon expose the Fund to potential risks. For example, by relying on incorrect or incomplete Data, the Adviser may be induced to buy certain investments at prices that are too high, to sell certain other investments at prices that are too low, or to miss favorable opportunities altogether. Similarly, any hedging based on faulty Data may prove to be unsuccessful.

Some of the statistical analyses used by the Adviser for each Fund are predictive in nature. The use of statistical analyses has inherent risks. For example, such statistical analyses may incorrectly forecast future behavior, leading to potential losses on a cash flow and/or a mark-to-market basis. In addition, in unforeseen or certain low-probability scenarios (often involving a market disruption of some kind), such statistical analyses may produce unexpected results, which can result in losses for the Fund. Furthermore, because predictive analyses are usually constructed based on historical data supplied by third parties, the success of relying on such analyses and Data may depend heavily on the accuracy and reliability of the supplied historical data.

All analyses rely on correct market data inputs. If incorrect market data is entered into even a well-founded analysis, the resulting information will be incorrect. However, even if market data is input correctly, “model prices” will often differ substantially from market prices, especially for instruments with complex characteristics, such as derivative instruments.

- **Depository Receipt Risk** (*Tactical Q ETF only*). The Fund may indirectly hold the securities of non-U.S. companies in the form of depository receipts through its investments in other ETFs. Depository Receipts involve risks similar to those associated with investments in foreign securities, such as changes in political or economic conditions of other countries and changes in the exchange rates of foreign currencies. Depository Receipts listed on U.S. exchanges are issued by banks or trust companies and entitle the holder to all dividends and capital gains that are paid out on the underlying foreign shares (“Underlying Shares”). When the Fund invests in Depository Receipts as a substitute for an investment directly in the Underlying Shares, the Fund is exposed to the risk that the Depository Receipts may not provide a return that corresponds precisely with that of the Underlying Shares.
- **Derivatives Risks** (*All Funds other than Risk-Managed Income ETF*). A Fund’s derivative investments have risks, including the imperfect correlation between the value of such instruments and the underlying asset or index, which creates the possibility that the loss on such instruments may be greater than the gain in the value of the underlying asset or index; the loss of principal; and illiquidity of the derivative investments. The derivatives used by a Fund may, in certain circumstances, give rise to a form of financial leverage, which may magnify the risk of owning such instruments. The ability to successfully use derivative investments depends on the ability of the Adviser to predict pertinent market movements, which cannot be assured. In addition, amounts paid by a Fund as premiums and cash or other assets held in margin accounts with respect to the Fund’s derivative investments would not be available to the Fund for other investment purposes, which may result in lost opportunities for gain.
- **Emerging Markets Risk** (*Risk-Managed Income ETF only*). The Fund’s Underlying Investments that provide exposure to securities traded in developing or emerging markets, and individual securities with such exposure, may involve substantial risk with respect to such securities due to limited information; different accounting, auditing, and financial reporting standards; a country’s dependence on revenue from particular commodities or international aid; market volatility related to global trade policy; and expropriation, nationalization, or other adverse political or economic developments. Political and economic structures in many emerging market countries may be undergoing significant evolution and rapid development, and such countries may lack the social, political and economic stability characteristics of more developed countries. Some of these countries may have failed to recognize private property rights in the past and, at times, have nationalized or expropriated the assets of private companies.
- **Equity Market Risk** (*All Funds other than Risk-Managed Income ETF*). Common stocks are susceptible to general stock market fluctuations and to volatile increases and decreases in value as market confidence in and perceptions of their issuers change. These investor perceptions are based on various and unpredictable factors including: expectations regarding government, economic, monetary and fiscal policies; inflation and interest rates; economic expansion or contraction; local, regional or global events such as acts of terrorism or war, including Russia’s invasion of Ukraine; market volatility related to global trade policy; and global or regional political, economic, public health, and banking crises. If you held common stock, or common stock equivalents, of any given issuer, you would generally be exposed to greater risk than if you held preferred stocks and debt obligations of the issuer because common stockholders, or holders of equivalent interests, generally have inferior rights to receive payments from issuers in comparison with the rights of preferred stockholders, bondholders, and other creditors of such issuers.

- **ETF Risks.** Each Fund is an ETF, and, as a result of an ETF's structure, is exposed to the following risks:
 - *APs, Market Makers, and Liquidity Providers Concentration Risk.* The Fund has a limited number of financial institutions that may act as APs. In addition, there may be a limited number of market makers and/or liquidity providers in the marketplace. To the extent either of the following events occur, Shares may trade at a material discount to NAV and possibly face delisting: (i) APs exit the business or otherwise become unable to process creation and/or redemption orders and no other APs step forward to perform these services, or (ii) market makers and/or liquidity providers exit the business or significantly reduce their business activities and no other entities step forward to perform their functions.
 - *Cash Redemption Risk.* ETFs generally are able to make in-kind redemptions and avoid being taxed on gain on the distributed portfolio securities at the Fund level. Because the Fund may effect redemptions partly or entirely in cash, rather than in-kind, it may be required to sell portfolio securities to obtain the cash needed to distribute redemption proceeds. If the Fund recognizes gain on these sales, this generally will cause the Fund to recognize gain it might not otherwise have recognized, or to recognize such gain sooner than would otherwise be required if it were to distribute portfolio securities in-kind. The Fund generally intends to distribute these gains to shareholders to avoid being taxed on this gain at the Fund level and otherwise comply with the special tax rules that apply to it. This strategy may cause shareholders to be subject to tax on gains they would not otherwise be subject to, or at an earlier date than, if they had made an investment in a different ETF. Moreover, cash transactions may have to be carried out over several days if the securities market is relatively illiquid and may involve considerable brokerage fees and taxes. These brokerage fees and taxes, which will be higher than if the Fund sold and redeemed its shares principally in-kind, could be imposed on the Fund and thus decrease the Fund's NAV to the extent they are not offset by the creation and redemption transaction fees paid by purchasers and redeemers of Creation Units.
 - *Costs of Buying or Selling Shares.* Investors buying or selling Shares in the secondary market will pay brokerage commissions or other charges imposed by brokers, as determined by that broker. Brokerage commissions are often a fixed amount and may be a significant proportional cost for investors seeking to buy or sell relatively small amounts of Shares. In addition, secondary market investors will also incur the cost of the difference between the price at which an investor is willing to buy Shares (the "bid" price) and the price at which an investor is willing to sell Shares (the "ask" price). This difference in bid and ask prices is often referred to as the "spread" or "bid-ask spread." The bid-ask spread varies over time for Shares based on trading volume and market liquidity, and the spread is generally lower if Shares have more trading volume and market liquidity and higher if Shares have little trading volume and market liquidity. Further, a relatively small investor base in the Fund, asset swings in the Fund, and/or increased market volatility may cause increased bid-ask spreads. Due to the costs of buying or selling Shares, including bid-ask spreads, frequent trading of Shares may significantly reduce investment results and an investment in Shares may not be advisable for investors who anticipate regularly making small investments.
 - *Shares May Trade at Prices Other Than NAV.* As with all ETFs, Shares may be bought and sold in the secondary market at market prices. Although it is expected that the market price of Shares will approximate the Fund's NAV, there may be times when the market price of Shares is more than the NAV intra-day (premium) or less than the NAV intra-day (discount) due to supply and demand of Shares or during periods of market volatility. This risk is heightened in times of market volatility or periods of steep market declines. The market price of Fund shares during the trading day, like the price of any exchange-traded security, includes a "bid-ask" spread charged by the exchange specialist, market makers or other participants that trade the Fund shares. In times of severe market disruption, the bid-ask spread can increase significantly. At those times, Fund shares are most likely to be traded at a discount to NAV, and the discount is likely to be greatest when the price of Fund shares is falling fastest, which may be the time that you most want to sell your Fund shares. The Adviser believes that, under normal market conditions, large market price discounts or premiums to NAV will not be sustained because of arbitrage opportunities.
 - *Trading.* Although Shares are listed for trading on the Exchange and may be listed or traded on U.S. and non-U.S. stock exchanges other than the Exchange, there can be no assurance that an active trading market for such Shares will develop or be maintained. Trading in Shares may be halted due to market conditions or for reasons that, in the view of the Exchange, make trading in Shares inadvisable. In addition, trading in Shares on the Exchange is subject to trading halts caused by extraordinary market volatility pursuant to Exchange "circuit breaker" rules, which temporarily halt trading on the Exchange when a decline in the S&P 500® Index during a single day reaches certain thresholds (e.g., 7%, 13%, and 20%). Additional rules applicable to the Exchange may halt trading in Shares when extraordinary volatility causes sudden, significant swings in the market price of Shares. There can be no assurance that Shares will trade with any volume, or at all, on any stock exchange. In stressed market conditions, the liquidity of Shares may begin to mirror the liquidity of the Fund's underlying portfolio holdings, which can be significantly

less liquid than Shares, and this could lead to differences between the market price of the Shares and the underlying value of those Shares.

- **Fixed Income Securities Risk.** The Fund may invest in fixed income securities. Fixed income securities, such as bonds and certain asset-backed securities, involve certain risks, which include:
 - *Call Risk.* During periods of falling interest rates, an issuer of a callable bond held by an Underlying Investment may “call” or repay the security before its stated maturity, and the Underlying Investment may have to reinvest the proceeds in securities with lower yields, which would result in a decline in the Fund’s income, or in securities with greater risks or with other less favorable features.
 - *Credit Risk.* Credit risk refers to the possibility that the issuer of a security will not be able to make principal and interest payments when due. Changes in an issuer’s credit rating or the market’s perception of an issuer’s creditworthiness may also affect the value of an investment in that issuer. The degree of credit risk depends on both the financial condition of the issuer and the terms of the obligation.
 - *Duration Risk.* Prices of fixed income securities with longer durations are more sensitive to interest rate changes than those with shorter durations.
 - *Event Risk.* Event risk is the risk that corporate issuers may undergo restructurings, such as mergers, leveraged buyouts, takeovers, or similar events financed by increased debt. As a result of the added debt, the credit quality and market value of a company’s bonds and/or other debt securities may decline significantly.
 - *Extension Risk.* When interest rates rise, certain obligations will be paid off by the obligor more slowly than anticipated, causing the value of these securities to fall. Rising interest rates tend to extend the duration of securities, making them more sensitive to future changes in interest rates. The value of longer-term securities generally changes more in response to changes in interest rates than the value of shorter-term securities. As a result, in a period of rising interest rates, securities may exhibit additional volatility and may lose value.
 - *Interest Rate Risk.* Generally, the value of fixed income securities will change inversely with changes in interest rates. As interest rates rise, the market value of fixed income securities tends to decrease. Conversely, as interest rates fall, the market value of fixed income securities tends to increase. This risk will be greater for long-term securities than for short-term securities. The Fund may take steps to attempt to reduce the exposure of its portfolio to interest rate changes; however, there can be no guarantee that the Fund will take such actions or that the Fund will be successful in reducing the impact of interest rate changes on the portfolio. In recent periods, governmental financial regulators, including the U.S. Federal Reserve, have taken steps to increase interest rates. Changes in government intervention may have adverse effects on investments, volatility, and illiquidity in debt markets.
 - *Maturity Risk.* The value of fixed income investments is also dependent on their maturity. Generally, the longer the maturity of a fixed income security, the greater its sensitivity to changes in interest rates.
 - *Prepayment Risk.* When interest rates fall, certain obligations will be paid off by the obligor more quickly than originally anticipated, and the Fund may have to invest the proceeds in securities with lower yields. In periods of falling interest rates, the rate of prepayments tends to increase (as does price fluctuation) as borrowers are motivated to pay off debt and refinance at new lower rates. During such periods, reinvestment of the prepayment proceeds by the management team will generally be at lower rates of return than the return on the assets that were prepaid. Prepayment reduces the yield to maturity and the average life of the security.
 - *Variable and Floating Rate Instrument Risk.* Floating or variable rate securities pay interest at rates that adjust in response to changes in a specified interest rate or reset at predetermined dates (such as the end of a calendar quarter). Securities with floating or variable interest rates are generally less sensitive to interest rate changes than securities with fixed interest rates, but may decline in value if their interest rates do not rise as much, or as quickly, as comparable market interest rates. Conversely, floating or variable rate securities will not generally increase in value if interest rates decline. The impact of interest rate changes on floating or variable rate securities is typically mitigated by the periodic interest rate reset of the investments. Floating or variable rate securities can be rated below investment grade or unrated; therefore, the Underlying Investment relies heavily on the analytical ability of its adviser. Floating or variable rate securities are often subject to restrictions on resale, which can result in reduced liquidity.
- **Foreign Investment Risk (Tactical Q ETF only).** Because the Fund may invest in ETFs with exposure to non-U.S. companies, changes in foreign economies and political climates are more likely to affect the Fund than a fund that invests exclusively in U.S. companies. There may be less government supervision of foreign markets, resulting in non-

uniform accounting practices and less publicly available information. The value of foreign investments may be affected by changes in exchange control regulations, the imposition of tariffs, application of foreign tax laws (including withholding tax), changes in governmental administration or economic or monetary policy (in this country or abroad) or changed circumstances in dealings between nations.

- **Foreign Securities Risk** (*Risk-Managed Income ETF only*). The Fund may invest in Underlying Investments that invest primarily in foreign securities. Investments in foreign securities involve certain risks that may not be present with investments in U.S. securities. For example, investments in foreign securities may be subject to risk of loss due to foreign currency fluctuations, the imposition of tariffs, or to political or economic instability. Investments in foreign securities also may be subject to withholding or other taxes and may be subject to additional trading, settlement, custodial, and operational risks. These and other factors can make investments in the Fund more volatile and potentially less liquid than other types of investments. These risks may be enhanced for securities of companies organized in emerging market nations. Foreign debt obligations are generally determined based on the ultimate parent country of risk which consists of the following four factors: management location, country of primary listing, country of revenue and reporting currency of the issuer. Debt obligations issued by a foreign entity that are subject to a guarantee of a U.S. corporate parent or other U.S. entity are generally not regarded as foreign securities.
- **Futures Contracts Risks** (*All Funds other than Risk-Managed Income ETF*). The value of a futures contract tends to increase and decrease in tandem with the value of the underlying instrument. Depending on the terms of the particular contract, futures contracts are settled through either physical delivery of the underlying instrument on the settlement date or by payment of a cash settlement amount on the settlement date. A decision as to whether, when, and how to use futures involves the exercise of skill and judgment and even a well-conceived futures transaction may be unsuccessful because of market behavior or unexpected events. In addition to the risks associated with all derivatives, the prices of futures can be highly volatile, using futures can lower total return, and the potential loss from futures can exceed a Fund's initial investment in such contracts and could be unlimited.
- **Geographic Investment Risk** (*Risk-Managed Income ETF only*). To the extent that the Fund invests a significant portion of its assets in the securities of companies of a single country or region, it is more likely to be impacted by events or conditions affecting that country or region. For example, political and economic conditions and changes in regulatory, tax, or economic policy in a country could significantly affect the market in that country and in surrounding or related countries and have a negative impact on the Fund's performance. Currency developments or restrictions, political and social instability, and changing economic conditions have resulted in significant market volatility.
- **Government Obligations Risk**. The Fund may invest in securities issued, sponsored or guaranteed by the U.S. government, its agencies and instrumentalities. However, no assurance can be given that the U.S. government will provide financial support to U.S. government-sponsored agencies or instrumentalities where it is not obligated to do so by law. For instance, securities issued by the Government National Mortgage Association ("Ginnie Mae") are supported by the full faith and credit of the United States. Securities issued by Fannie Mae and Freddie Mac have historically been supported only by the discretionary authority of the U.S. government. While the U.S. government provides financial support to various U.S. government-sponsored agencies and instrumentalities, such as those listed above, no assurance can be given that it will always do so. In September 2008, at the direction of the U.S. Department of the Treasury, Fannie Mae and Freddie Mac were placed into conservatorship under the Federal Housing Finance Agency ("FHFA"), an independent regulator, and they remain in such status as of the date of this Prospectus. The U.S. government also took steps to provide additional financial support to Fannie Mae and Freddie Mac.

The total public debt of the United States as a percentage of gross domestic product has grown rapidly since the beginning of the 2008–2009 financial downturn. Although high debt levels do not necessarily indicate or cause economic problems, they may create certain systemic risks if sound debt management practices are not implemented. A high national debt can raise concerns that the U.S. government will not be able to make principal or interest payments when they are due. This increase has also necessitated the need for the U.S. Congress to negotiate adjustments to the statutory debt ceiling to increase the cap on the amount the U.S. government is permitted to borrow to meet its existing obligations and finance current budget deficits. In August 2023, Fitch lowered its long-term sovereign credit rating on the U.S. In explaining the downgrade, Fitch cited, among other reasons, expected fiscal deterioration of the U.S. government and extended and contentious negotiations related to raising the government's debt ceiling. An increase in national debt levels may also necessitate the need for the U.S. Congress to negotiate adjustments to the statutory debt ceiling to increase the cap on the amount the U.S. Government is permitted to borrow to meet its existing obligations and finance current budget deficits. Future downgrades could increase volatility in domestic and foreign financial markets, result in higher interest rates, lower prices of U.S. Treasury securities and increase the costs of different kinds of debt. Any controversy or ongoing uncertainty regarding the statutory debt ceiling negotiations may impact the U.S. long-term sovereign credit

rating and may cause market uncertainty. As a result, market prices and yields of securities supported by the full faith and credit of the U.S. government may be adversely affected.

- **Government Securities Risk.** The Fund may invest, directly or indirectly, in U.S. Treasury obligations and securities issued or guaranteed by the U.S. Treasury. U.S. government securities are subject to market risk, interest rate risk and credit risk. Securities, such as those issued or guaranteed the U.S. Treasury, that are backed by the full faith and credit of the United States are guaranteed only as to the timely payment of interest and principal when held to maturity and the market prices for such securities will fluctuate. Notwithstanding that these securities are backed by the full faith and credit of the United States, circumstances could arise that would prevent the payment of interest or principal. This would result in losses to the Fund. Some U.S. GSE securities may not be backed by the full faith and credit of the U.S. government, such as those issued by Freddie Mac, Fannie Mae, FHLBanks, and Farmer Mac. These entities are, however, supported through federal subsidies, loans or other benefits. The Fund may also invest, directly or indirectly, in GSE securities that are supported by the full faith and credit of the U.S. Government, such as those issued by Ginnie Mae.
- **High Portfolio Turnover Risk.** Because each Fund may “turn over” some or all of its positions as frequently as daily, the Fund may incur high levels of transaction costs from commissions or mark-ups in the bid/offer spread. Higher portfolio turnover may result in a Fund paying higher levels of transaction costs and generating greater tax liabilities for shareholders. Portfolio turnover risk may cause a Fund’s performance to be less than you expect. While the turnover of certain derivative instruments is not deemed “portfolio turnover” for accounting purposes, the economic impact to a Fund is similar to what could occur if the Fund experienced high portfolio turnover (e.g., in excess of 100% per year).
- **High Yield and Unrated Securities Risk** (*Risk-Managed Income ETF only*). Although high yield securities generally pay higher rates of interest than investment grade bonds, high yield securities are speculative, high risk investments that may cause income and principal losses for the Fund or its Underlying Investments and, consequently, negatively affect the value of the Fund. High yield securities may be issued by companies that are restructuring, are smaller and less creditworthy, or are more highly indebted than other companies. This means that they may have more difficulty making scheduled payments of principal and interest. Changes in the value of high yield securities are influenced more by changes in the financial and business position of the issuing company than by changes in interest rates when compared to investment grade securities. Successful investment in high yield securities and unrated securities of similar quality involves greater investment risk and is highly dependent on the applicable investment adviser’s credit analysis. The Fund’s exposure to high yield securities may subject it to a substantial degree of credit risk.

Lower grade instruments, though higher yielding, are characterized by higher risk. They may be subject to certain risks with respect to the issuing entity and to greater market fluctuations than certain lower yielding, higher rated instruments. The retail secondary market for lower grade instruments may be less liquid than that for higher rated instruments. Adverse publicity and investor perceptions, whether or not based on fundamental analysis, may also decrease the value and liquidity of these high-yield securities. Adverse conditions could make it difficult at times for the Fund to sell certain instruments or could result in lower prices than those used in calculating the Fund’s NAV. Because of the substantial risks associated with investments in lower grade instruments, investors could lose money on their investment in the Fund, both in the short-term and the long-term.

The Fund’s investments in distressed and defaulted securities may be considered speculative and involve substantial risks in addition to the risks of investing in junk bonds. The Fund will generally not receive interest payments on the distressed securities and the principal may also be at risk. These securities may present a substantial risk of default or may be in default at the time of investment, requiring the Fund to incur additional costs.

- **Investment Company Risk.** Each Fund may invest in shares of investment companies, such as ETFs, that invest in a wide range of instruments designed to track the performance of a particular securities market index (or sector of an index) or that are actively managed. The risks of investment in these securities typically reflect the risks of the types of instruments in which the investment company invests. When a Fund invests in investment company securities, shareholders of the Fund bear indirectly their proportionate share of their fees and expenses, as well as their share of the Fund’s fees and expenses. As a result, an investment by a Fund in an investment company will cause the Fund’s operating expenses (taking into account indirect expenses such as the fees and expenses of the investment company) to be higher and, in turn, performance to be lower than if it were to invest directly in the instruments underlying the investment company. Additionally, there may not be an active trading market available for shares of some ETFs. Shares of an ETF may also trade in the market at a premium or discount to their NAV.
- **Leveraged and Inverse ETFs Risk** (*All Funds other than Risk-Managed Income ETF*). Each Fund may invest in leveraged ETFs. In addition, the Tactical Q ETF may invest in inverse ETFs. Leveraged ETFs expose a Fund to all of the

risks that traditional ETFs present (see “ETF Risks” above). Leveraged ETFs, including certain ETNs tracking a leveraged benchmark, seek to provide investment results that match a multiple (positive or negative) of the performance of an underlying index (the “Index”) (e.g., three times the inverse performance). Leveraged ETFs rely to some degree, often extensively, on derivatives to achieve their objectives and, thus, a Fund is indirectly exposed to derivatives risk through its investments in these Leveraged ETFs. Further, investments in Leveraged ETFs are subject to the risk that the performance of such Leveraged ETF will not correlate with the underlying index as intended. Leveraged ETFs often “reset” daily, meaning that they are designed to achieve their stated objectives on a daily basis. Due to the effect of compounding, their performance over longer periods of time can differ significantly from the performance (or inverse of the performance) of their Index or benchmark during the same period of time. This effect can be magnified in volatile markets. Consequently, these investment vehicles may be extremely volatile and can potentially expose the Fund to complete loss of its investment.

- **Leverage Risk** (*All Funds other than Risk-Managed Income ETF*). Each Fund obtains investment exposure in excess of its net assets by utilizing leverage and may lose more money in market conditions that are adverse to its investment objective than a fund that does not utilize leverage.
- **Limited Operating History Risk** (*Risk-Managed Income ETF only*). The Fund is a recently organized investment company with a limited operating history. As a result, prospective investors have a limited track record or history on which to base their investment decision.
- **Market Risk** (*Risk-Managed Income ETF only*). The trading prices of the securities held by Underlying Investments fluctuate in response to a variety of factors. These factors include events impacting the entire market or specific market segments, such as political, market and economic developments, as well as events that impact specific issuers. The Fund’s NAV and market price, like security and commodity prices generally, may fluctuate significantly in response to these and other factors. Local, regional or global events such as war, including Russia’s invasion of Ukraine, acts of terrorism, market volatility related to global trade policy, spread of infectious diseases or other public health issues, recessions, rising inflation, or other events could have a significant negative impact on the Fund and its investments. Such events may affect certain geographic regions, countries, sectors and industries more significantly than others. Such events could adversely affect the prices and liquidity of the Fund’s portfolio securities or other instruments and could result in disruptions in the trading markets. As a result, an investor could lose money over short or long periods of time.
- **Mortgage- and Asset-Backed Securities Risk** (*Risk-Managed Income ETF only*). The Fund may invest in Underlying Investments that principally invest in mortgage- and asset-backed securities. Such securities are subject to credit, interest rate, prepayment, and extension risks (see “Fixed Income Securities Risk” above). These securities also are subject to risk of default on the underlying mortgage or asset, particularly during periods of economic downturn. Small movements in interest rates may quickly and significantly reduce the value of certain mortgage-backed securities.
- **Options Risk** (*All Funds other than Risk-Managed Income ETF*). Buying and selling (writing) options are speculative activities and entail greater than ordinary investment risks. Options enable a Fund to purchase exposure that is significantly greater than the premium paid. Consequently, the value of such options can be volatile, and a small investment in options can have a large impact on the performance of a Fund. A Fund risks losing all or part of the cash paid (premiums) for purchasing options. Even a small decline in the value of a reference asset underlying call options or a small increase in the value of a reference asset underlying put options can result in the entire investment in such options being lost. When selling an option, a Fund will receive a premium; however, this premium may not be enough to offset a loss incurred by the Fund if the price of the underlying asset is below the strike price for a put option, or above the strike price for a call option, by an amount equal to or greater than the premium. A Fund’s options also may fail to track the performance of their underlying reference asset, which may limit the effectiveness of the Fund’s strategy. The potential loss from written options can exceed a Fund’s initial investment in such options and could be unlimited.

When a Fund sells an option, it gains the amount of the premium it receives, but also incurs a liability representing the value of the option it has sold until the option is either exercised and finishes “in the money,” meaning it has value and can be sold, or the option expires worthless, or the expiration of the option is “rolled,” or extended forward. The value of the options in which a Fund invests is based partly on the volatility used by market participants to price such options (i.e., implied volatility). Accordingly, increases in the implied volatility of such options will cause the value of such options to increase (even if the prices of the options’ underlying stocks do not change), which will result in a corresponding increase in the liabilities of a Fund under such options and thus decrease a Fund’s NAV.

- **Preferred Securities Risk** (*Risk-Managed Income ETF only*). The Fund may invest in Underlying Investments that invest in preferred stocks. Preferred stocks are subject to the risks of equity securities generally and also risks associated with fixed-income securities, such as interest rate risk. A company’s preferred stock generally pays dividends only after the company makes required payments to creditors. As a result, the value of a company’s preferred stock will react more

strongly than bonds and other debt to actual or perceived changes in the company's financial condition or prospects. Preferred stock may be less liquid than many other types of securities, such as common stock, and generally has limited or no voting rights. In addition, preferred stock is subject to the risks that a company may defer or not pay dividends, and, in certain situations, may call or redeem its preferred stock or convert it to common stock. To the extent that an Underlying Investment invests a substantial portion of its assets in convertible preferred stocks, declining common stock values may also cause the value of the Fund's investments to decline.

- **Sector Risk** (*Tactical Q ETF only*). To the extent the Fund invests in ETFs that invest more heavily in particular sectors of the economy, the Fund's performance will be especially sensitive to developments that significantly affect those sectors.
 - **Communications Services Sector Risk.** Communications services companies are subject to extensive government regulation. The costs of complying with governmental regulations, delays or failure to receive required regulatory approvals, or the enactment of new adverse regulatory requirements may adversely affect the business of such companies. Companies in the communications services sector can also be significantly affected by intense competition, including competition with alternative technologies such as wireless communications (including with 5G and other technologies), product compatibility, consumer preferences, rapid product obsolescence, and research and development of new products. Technological innovations may make the products and services of such companies obsolete.
 - **Information Technology Sector Risk.** Market or economic factors impacting information technology companies and companies that rely heavily on technological advances could have a significant effect on the value of the Fund's investments. The value of stocks of information technology companies and companies that rely heavily on technology is particularly vulnerable to rapid changes in technology product cycles, rapid product obsolescence, government regulation and competition, both domestically and internationally, including competition from foreign competitors with lower production costs. Information technology companies are heavily dependent on patent and intellectual property rights, the loss or impairment of which may adversely affect profitability.
- **Short Position Risk** (*Tactical Q ETF only*). The Fund may engage in short position derivative activities, which are significantly different from the investment activities commonly associated with conservative stock or bond funds. Positions in shorted derivatives are speculative and more-risky than "long" positions (purchases) because the upside of the underlying index is, in theory, unlimited. Therefore, the potential loss on an uncovered short derivative, such as a call option, is in theory unlimited, whereas the potential loss on long positions is limited to the original purchase price. You should be aware that any strategy that includes short positions could suffer significant losses. Shorting will also result in higher transaction costs (such as interest and dividends), which reduce the Fund's return, and may result in higher taxes. When the Fund is selling a position short, it must maintain a segregated account of cash or high-grade securities equal to the margin requirement. As a result, the Fund may maintain high levels of cash or other liquid assets.
- **Tax Risk** (*All Funds other than Risk-Managed Income ETF*). To qualify as a RIC under Subchapter M of the Code, each Fund must meet certain requirements regarding the source of its income and the diversification of its assets, among other requirements. Specifically, a Fund must derive at least 90% of its gross income each taxable year from "qualifying income" and diversify its assets as described in more detail in the Fund's Statement of Additional Information ("SAI").

Certain of a Fund's investments, including certain VIX futures, other VIX derivatives, certain ETNs and other over the counter derivatives, may not generate qualifying income. Each Fund intends to take the position that VIX options and VIX futures produce qualifying income. The Funds, however, have not secured a private letter ruling from the IRS regarding such position and there are no assurances the IRS or the courts will agree with a Fund that such derivatives produce qualifying income. Furthermore, it is possible that the IRS or the courts may reach different conclusions concerning investments for which there currently is no IRS precedent or that the IRS may, in the future, articulate tax positions that are adverse to a Fund's determinations.

In addition, for purposes of satisfying the asset diversification test (as described more fully in the SAI) it may be difficult for a Fund to identify the "issuer" of certain Fund investments including derivatives investments. There is a risk that the IRS could make an adverse determination with respect to identifying the issuer of certain Fund investments, such as derivative investments, and could disagree with a Fund's valuation of the underlying issuers to a particular derivative. Such an adverse determination could, therefore, jeopardize the Fund's status as a RIC, which would ultimately affect a shareholder's return on its investment in the Fund.

If a Fund failed to qualify as a RIC for any taxable year (but was eligible to and did cure the failure) it would incur potentially significant additional federal income tax expense. If, on the other hand, a Fund failed to so qualify for any taxable year, and was ineligible to or otherwise did not cure the failure, such a result could cause investors to incur

higher tax liabilities than they otherwise would have incurred and would have a negative impact on Fund returns. For example, a Fund would be subject to income tax on its taxable income at the corporate rate, with the consequence that its income available for distribution to shareholders would be reduced. If a Fund attempted to re-qualify for taxation as a RIC, the Fund might be required to recognize unrealized gains, pay substantial taxes and interest and make certain distributions. In such event, the Board of Trustees' may determine to reorganize or close the applicable Fund or materially change its investment objective and strategies.

If positions held by the Fund were treated as "straddles" for federal income tax purposes, or the Fund's risk of loss with respect to a position was otherwise diminished as set forth in Treasury regulations, dividends on stocks that are a part of such positions would not constitute qualified dividend income subject to such favorable income tax treatment in the hands of non-corporate shareholders or eligible for the dividends received deduction for corporate shareholders. In addition, generally, straddles are subject to certain rules that may affect the amount, character and timing of the Fund's gains and losses with respect to straddle positions by requiring, among other things, that: (1) any loss realized on disposition of one position of a straddle may not be recognized to the extent that the Fund has unrealized gains with respect to the other position in such straddle; (2) the Fund's holding period in straddle positions be suspended while the straddle exists (possibly resulting in a gain being treated as short-term capital gain rather than long-term capital gain); (3) the losses recognized with respect to certain straddle positions that are part of a mixed straddle and that are not subject to Section 1256 of the Code be treated as 60% long-term and 40% short-term capital loss; (4) losses recognized with respect to certain straddle positions that would otherwise constitute short-term capital losses be treated as long-term capital losses; and (5) the deduction of interest and carrying charges attributable to certain straddle positions may be deferred.

- **TIPS Risk** (*Risk-Managed Income ETF only*). The Fund may invest in Underlying Investments that invest in TIPS. Interest payments on TIPS are unpredictable and will fluctuate as the principal and corresponding interest payments are adjusted for inflation. There can be no assurance that the CPI will accurately measure the real rate of inflation in the prices of goods and services. In addition, TIPS are subject to credit risk and interest rate risk.
- **Volatility Risk** (*All Funds other than Risk-Managed Income ETF*). A Fund's derivative investments that are linked to equity market volatility levels can be highly volatile and may experience large losses. Trading in VIX Index futures contracts or VIX Index options, particularly contracts that are close to expiration, can be very volatile and can be expected to be very volatile in the future. The volatile nature of these instruments may have an adverse impact on a Fund beyond the impact of any changes in the VIX Index.

TEMPORARY DEFENSIVE POSITIONS

From time to time, a Fund may take temporary defensive positions that are inconsistent with its principal investment strategies in attempting to respond to adverse market, economic, political, or other conditions. In such instances, a Fund may hold up to 100% of its assets in cash; short-term U.S. government securities and government agency securities; investment grade money market instruments; money market mutual funds; investment grade fixed-income securities; repurchase agreements; commercial paper; cash equivalents; and ETFs that principally invest in the foregoing instruments. As a result of engaging in these temporary measures, a Fund may not achieve its investment objective.

PORTFOLIO HOLDINGS INFORMATION

Information about each Fund's daily portfolio holdings is available at www.lhafunds.com. A complete description of each Fund's policies and procedures with respect to the disclosure of each Fund's portfolio holdings is available in the Funds' SAI.

MANAGEMENT

Investment Adviser

Little Harbor Advisors, LLC, 30 Doaks Lane, Marblehead, Massachusetts 01945, serves as investment adviser to the Funds. With respect to Tactical Beta ETF and Tactical Q ETF, the Adviser is responsible for the day-to-day management of each Fund's portfolio, and the Adviser has overall responsibility for the administration of the Funds, including the investment and reinvestment of Fund assets and the selection of broker-dealers to execute purchase and sale transactions. With respect to Risk-Managed Income ETF, the Adviser has overall responsibility for the general management and administration of the Fund, and the Adviser provides oversight of the Sub-Adviser (defined below), monitors the Sub-Adviser's buying and selling of securities for the Fund, and reviews the Sub-Adviser's performance. The Adviser also arranges for sub-advisory (Risk-Managed Income ETF only), transfer agency, custody, fund administration, and all other related services necessary for the Funds to operate. The Adviser was founded in 2012 and provides discretionary investment services to a private collective investment fund and ETFs, including the Funds.

For the services it provides to the Funds, each Fund pays the Adviser a unified management fee, which is calculated daily and paid monthly, at an annual rate based on the applicable Fund's average daily net assets as set forth in the table below.

Name of Fund	Management Fee
Tactical Beta ETF	1.10%
Tactical Q ETF	1.10%
Risk-Managed Income ETF	1.10%

Under the Investment Advisory Agreement, the Adviser has agreed to pay all expenses incurred by the Funds except for interest charges on any borrowings, dividends and other expenses on securities sold short, taxes, brokerage commissions and other expenses incurred in placing orders for the purchase and sale of securities and other investment instruments, acquired fund fees and expenses, accrued deferred tax liability, extraordinary expenses, distribution fees and expenses paid by the Funds under any distribution plan adopted pursuant to Rule 12b-1 under the 1940 Act, and the unified management fee payable to the Adviser.

The Adviser shall not be liable to the Trust or any shareholder for anything done or omitted by it, except acts or omissions involving willful misfeasance, bad faith, negligence or reckless disregard of the duties imposed upon it by its agreement with the Trust or for any losses that may be sustained in the purchase, holding, or sale of any security.

A discussion regarding the basis for the Board of Trustees' (the "Board") most recent approval of the Funds' Investment Advisory Agreement is available in the Funds' Semi-Annual Report to Shareholders, dated June 30, 2024, which is included in the Fund's most recent [Form N-CSRS](#) filing.

Sub-Adviser

The Adviser and the Risk-Managed Income ETF (the "Fund") have retained Grimes & Company, LLC (the "Sub-Adviser") to serve as sub-adviser for the Fund. The Sub-Adviser is responsible for the day-to-day management of the Fund, including the general management of the investment and reinvestment of the assets of the Fund and selecting broker-dealers to execute purchase and sale transactions, subject to the supervision of the Adviser and the Fund's Board of Trustees. The Sub-Adviser is located at One Technology Drive, Suite 100, Westborough, Massachusetts, 01581, and is an SEC-registered investment adviser. The Sub-Adviser was founded in 1985 and provides investment advisory services to individuals, high net worth individuals, businesses and other institutions or entities, including the Fund.

For its services, the Sub-Adviser is paid a fee by the Adviser, which is calculated daily and paid monthly, at an annual rate, based on the Fund's average daily net assets of 0.50%.

A discussion regarding the basis for the Board of Trustees' (the "Board") most recent approval of the Funds' Investment Sub-Advisory Agreement is available in the Fund's Semi-Annual Report to Shareholders, dated June 30, 2024, which is included in the Fund's most recent [Form N-CSRS](#) filing.

Portfolio Managers

LHA Market State™ Tactical Beta ETF and LHA Market State™ Tactical Q ETF

Michael Thompson, CFA, and D. Matthew Thompson, CFA have joint and primary responsibility for the day-to-day management of the Tactical Beta ETF and Tactical Q ETF.

Michael Thompson, CFA. Michael Thompson joined the Adviser as a portfolio manager in 2020 and has over 29 years of experience constructing and managing portfolios with a focus on volatility and risk management strategies. He originally co-developed a VIX trading strategy with his brother, D. Matthew Thompson, in October of 2011 while employed at Hills Capital as a portfolio manager. In 2013, Michael Thompson began trading the VIX trading strategy directly in the futures market for the proprietary trading desk of ED&F Man Ltd and as a commodity trading advisor, first as a principal of Advocate Asset Management LLC and subsequently for Typhon Capital Management LLC. In 2015, he became the Chief Investment Officer at Kaizen Advisory LLC, where he helped to launch the securities products currently managed by Thompson Capital. In 2019, Michael Thompson and his brother created Thompson Capital where Michael Thompson is the Chief Investment Officer, Chief Compliance Officer, Portfolio Manager, and a trader. Michael Thompson received his Bachelor of Science in Economics from the University of Illinois/Champaign in 1996 and is a member of the CFA Society of Chicago.

D. Matthew Thompson, CFA. Matthew Thompson joined the Adviser as a portfolio manager in 2020 and has over 26 years of capital markets and investing experience, focusing on futures trading with an emphasis on VIX-related exchange-traded products. From July 2013 through September of 2014, he traded the VIX trading strategy directly in the futures market for the

proprietary trading desk of ED&F Man Ltd and as a commodity trading advisor, first as a principal of Advocate Asset Management LLC and subsequently for Typhon Capital Management LLC. In 2015, Matthew Thompson became the Director of Research at Kaizen Advisory LLC. In 2019, he and his brother created Thompson Capital where Matthew Thompson is the Director of Research, Portfolio Manager, and a trader. Matthew Thompson received his Bachelor of Science in Economics from the University of Illinois/Champaign in 1999 and is a member of the CFA Society of Chicago.

LHA Risk-Managed Income ETF

Kevin T. Grimes, CFA, CFP, and Joseph Benoit, CFA, have joint and primary responsibility for the day-to-day management of the Risk-Managed Income ETF.

Kevin T. Grimes, CFA, CFP, is the President and Chief Investment Officer for the Sub-Adviser, which he joined in 1998. Prior to joining the Sub-Adviser, Mr. Grimes was an equity trader at a large independent brokerage firm in Boston. Mr. Grimes holds the Chartered Financial Analyst® and Certified Financial Planner™ designations. Mr. Grimes obtained a degree in Finance from Babson College, where he mentors students and sits on the school's endowment fund investment committee. He also sits on Fidelity Investments' RIA Leaders Committee as well as the Advisory Panel for Charles Schwab Institutional.

Joseph Benoit, CFA, specializes in bond and tactical equity investment strategies for the Sub-Adviser, which he joined in 2006. Mr. Benoit holds the Chartered Financial Analyst® designation and obtained a degree in Finance from the Mario J. Gabelli School of Business at Roger Williams University. Mr. Benoit is an active member of the CFA Society Boston.

The Funds' SAI provides additional information about each Portfolio Manager's compensation structure, other accounts that the Portfolio Managers manage, and their ownership of Shares.

The Sub-Adviser's Prior Performance

(Risk-Managed Income ETF only)

The performance information shown below represents the prior performance of the Fund's strategy as managed by the Portfolio Managers in separately managed accounts with substantially the same investment objectives, policies, and investment strategies as the Fund. The Portfolio Managers have been jointly and primarily responsible for the management of such accounts on behalf of the Sub-Adviser continuously since January 1, 2012 with the same degree of discretion as they have with respect to the Fund. The performance below reflects the asset-weighted composite of time-weighted returns for all such accounts for which daily performance information is available (collectively, the "Risk Managed Income Composite").

All returns of the Risk Managed Income Composite are presented after the deduction of the composite fees and expenses, including investment advisory fees, brokerage commissions, fees and expenses of underlying investments, and execution costs paid by the composite accounts without provision for federal or state income taxes. The performance for the Risk Managed Income Composite does not reflect any sales loads or placement fees, as no such sales loads or placement fees applied to the Risk Managed Income Composite accounts.

The fees and expenses for substantially all of the separately managed accounts included in the Risk Managed Income Composite were lower than what is estimated for the Fund; therefore, if the composite accounts had the Fund's estimated expense structure, the performance results of the Risk Managed Income Composite during that time period would have been lower.

The separately managed accounts included in the Risk Managed Income Composite are not registered mutual funds in the U.S. and are not subject to the same types of expenses as the Fund or to the diversification requirements, specific tax restrictions, and investment limitations imposed on the Fund by the 1940 Act, or the Code, which, if applicable, may have adversely affected the performance results of the Risk Managed Income Composite.

Investors should be aware that the use of a methodology different from that used to calculate the Fund's performance could result in different performance data. The methodology used to calculate the Risk Managed Income Composite's performance information differs from the SEC required methodology for the Fund. The performance returns are calculated by the Sub-Adviser, which is qualified under the Global Investment Performance Standard ("GIPS"), and has been verified as such by an independent third party through December 31, 2023. The Sub-Adviser is in the verification process for 2024.

Prior performance of the Risk Managed Income Composite is not indicative of the Fund's future performance.

The performance data below is for the Risk Managed Income Composite and is not the performance results of the Fund.

Net Monthly Total Returns of the Risk Managed Income Composite													Annual/Period Total Returns	
	Jan	Feb	Mar	Apr	May	Jun	Jul	Aug	Sep	Oct	Nov	Dec	Risk Managed Income Composite	Bond Index ⁽¹⁾
2025	0.60%	0.41%	-0.86%										0.15% ⁽²⁾	2.78% ⁽²⁾
2024	0.13%	0.76%	0.86%	-0.30%	0.95%	0.40%	0.90%	1.02%	0.94%	0.05%	1.09%	0.09%	7.11%	1.25%
2023	0.34%	-0.36%	0.69%	0.27%	-0.29%	1.44%	0.59%	0.79%	-0.01%	-0.59%	1.07%	1.60%	5.67%	5.53%
2022	-0.67%	-0.35%	-0.12%	-0.34%	-1.03%	0.02%	0.04%	-1.84%	-1.76%	-0.01%	0.29%	0.30%	-5.36%	-13.01%
2021	0.28%	0.59%	0.14%	1.00%	0.71%	0.90%	-0.10%	0.41%	0.12%	-0.47%	-0.63%	1.00%	4.02%	-1.54%
2020	0.74%	-0.73%	-0.87%	1.40%	1.28%	1.20%	3.23%	0.76%	-0.44%	-0.14%	3.49%	1.90%	12.36%	7.51%
2019	0.90%	0.70%	1.26%	0.92%	-0.51%	2.13%	0.39%	1.24%	0.19%	0.11%	0.22%	1.55%	9.45%	8.71%
2018	0.37%	-0.68%	0.30%	0.06%	0.01%	-0.01%	0.51%	-0.28%	0.62%	-0.65%	-0.50%	-0.24%	-0.49%	0.01%
2017	0.69%	0.91%	-0.08%	0.39%	0.65%	-0.07%	0.62%	-0.13%	0.57%	0.08%	-0.46%	0.14%	3.36%	3.54%
2016	-0.86%	0.04%	2.11%	1.29%	-0.02%	1.31%	1.44%	1.65%	0.46%	-0.06%	-1.17%	1.30%	7.70%	2.64%
2015	1.84%	-0.05%	-0.04%	0.18%	-0.12%	-1.54%	-0.36%	-0.38%	-1.59%	1.10%	-0.80%	-1.40%	-3.16%	0.54%
2014	0.43%	1.94%	0.25%	0.32%	1.01%	0.86%	-1.11%	-0.04%	-0.92%	0.55%	0.07%	-1.02%	2.33%	5.96%
2013	1.31%	0.61%	0.82%	1.41%	0.13%	-0.81%	-0.62%	-0.51%	1.08%	1.85%	0.39%	0.58%	6.39%	-2.02%
2012	2.25%	2.02%	0.00%	0.68%	-1.35%	0.23%	1.12%	1.33%	1.50%	0.88%	0.87%	1.48%	11.53%	4.21%

⁽¹⁾ Bloomberg U.S. Aggregate Bond Index (reflects no deduction for fees, expenses, or taxes).

⁽²⁾ For the period January 1, 2025 through March 31, 2025.

Average Annual Total Returns For the Periods Ended December 31, 2024

	1 Year	5 Year	10 Year	Since Inception (January 1, 2012)
Risk Managed Income Composite	7.11%	4.60%	3.93%	4.55%
Bloomberg U.S. Aggregate Bond Index (reflects no deduction for fees, expenses, or taxes)	1.25%	-0.33%	1.34%	1.64%

HOW TO BUY AND SELL SHARES

Each Fund issues and redeems Shares at NAV only in Creation Units. Only APs may acquire Shares directly from a Fund, and only APs may tender their Shares for redemption directly to a Fund, at NAV. APs must be a member or participant of a clearing agency registered with the SEC and must execute a Participant Agreement that has been agreed to by the Distributor (defined below), and that has been accepted by a Fund's transfer agent, with respect to purchases and redemptions of Creation Units. Once created, Shares trade in the secondary market in quantities less than a Creation Unit.

Most investors buy and sell Shares in secondary market transactions through brokers. Shares are listed for trading on the secondary market on the Exchange and can be bought and sold throughout the trading day like other publicly traded securities.

When buying or selling Shares through a broker, you will incur customary brokerage commissions and charges, and you may pay some or all of the spread between the bid and the offer price in the secondary market on each leg of a round trip (purchase and sale) transaction. In addition, because secondary market transactions occur at market prices, you may pay more than NAV when you buy Shares and receive less than NAV when you sell those Shares.

Book Entry

Shares are held in book-entry form, which means that no stock certificates are issued. The Depository Trust Company ("DTC") or its nominee is the record owner of all outstanding Shares.

Investors owning Shares are beneficial owners as shown on the records of DTC or its participants. DTC serves as the securities depository for all Shares. DTC's participants include securities brokers and dealers, banks, trust companies, clearing corporations and other institutions that directly or indirectly maintain a custodial relationship with DTC. As a beneficial owner of Shares, you are not entitled to receive physical delivery of stock certificates or to have Shares registered in your name, and you are not considered a registered owner of Shares. Therefore, to exercise any right as an owner of Shares, you must rely upon the procedures of DTC and its participants. These procedures are the same as those that apply to any other securities that you hold in book entry or "street name" through your brokerage account.

Frequent Purchases and Redemptions of Shares

The Funds impose no restrictions on the frequency of purchases and redemptions of Shares. In determining not to approve a written, established policy, the Board evaluated the risks of market timing activities by Fund shareholders. Purchases and redemptions by APs, who are the only parties that may purchase or redeem Shares directly with a Fund, are an essential part of the ETF process and help keep Share trading prices in line with NAV. As such, the Funds accommodate frequent purchases and redemptions by APs. However, the Board has also determined that frequent purchases and redemptions for cash may increase tracking error and portfolio transaction costs and may lead to the realization of capital gains. To minimize these potential consequences of frequent purchases and redemptions, the Funds employ fair value pricing and may impose transaction fees on purchases and redemptions of Creation Units to cover the custodial and other costs incurred by a Fund in effecting trades. In addition, the Funds and the Adviser reserve the right to reject any purchase order at any time.

Determination of NAV

Each Fund's NAV is calculated as of the scheduled close of regular trading on the New York Stock Exchange ("NYSE"), generally 4:00 p.m. Eastern time, each day the NYSE is open for business. The NAV for each Fund is calculated by dividing the Fund's net assets by its Shares outstanding.

In calculating its NAV, each Fund generally values its assets on the basis of market quotations, last sale prices, or estimates of value furnished by a pricing service or brokers who make markets in such instruments. If such information is not available for a security held by a Fund or is determined to be unreliable, the security will be valued by the Adviser at fair value pursuant to procedures established by the Adviser and approved by the Board (as described below).

Fair Value Pricing

The Adviser has been designated by the Board as the valuation designee for the Funds pursuant to Rule 2a-5 under the 1940 Act. In its capacity as valuation designee, the Adviser has adopted procedures and methodologies to fair value Fund securities whose market prices are not "readily available" or are deemed to be unreliable. For example, such circumstances may arise when: (i) a security has been de-listed or has had its trading halted or suspended; (ii) a security's primary pricing source is unable or unwilling to provide a price; (iii) a security's primary trading market is closed during regular market hours; or (iv) a security's value is materially affected by events occurring after the close of the security's primary trading market. The Board has appointed the Adviser as each Fund's valuation designee to perform all fair valuations of the Funds' portfolio investments, subject to the Board's oversight. Accordingly, the Adviser has established procedures for its fair valuation of each Fund's portfolio investments. Generally, when fair valuing a security held by a Fund, the Adviser will take into account all reasonably available information that may be relevant to a particular valuation including, but not limited to, fundamental analytical data regarding the issuer, information relating to the issuer's business, recent trades or offers of the security, general and/or specific market conditions and the specific facts giving rise to the need to fair value the security. Fair value determinations are made in good faith and in accordance with the fair value methodologies established by the Adviser. Due to the subjective and variable nature of determining the fair value of a security or other investment, there can be no assurance that the Adviser's fair value will match or closely correlate to any market quotation that subsequently becomes available or the price quoted or published by other sources. In addition, a Fund may not be able to obtain the fair value assigned to the security upon the sale of such security.

Investments by Registered Investment Companies

Section 12(d)(1) of the 1940 Act restricts investments by registered investment companies ("Investing Funds") in the securities of other investment companies, including the Funds. Investing Funds are not permitted to invest in the Tactical Beta ETF, Tactical Q ETF and Risk-Managed Income ETF (each, a "Fund" and, collectively, the "Funds") beyond the limits set forth in Section 12(d)(1) in reliance on Rule 12d1-4 because the Funds operate as funds of funds and/or invest a significant portion of their assets in other investment companies. Thus, the Funds are unable to satisfy the terms and conditions of Rule 12d1-4. Accordingly, Investing Funds must adhere to the limits set forth in Section 12(d)(1) when investing in these Funds.

Delivery of Shareholder Documents – Householding

Householding is an option available to certain investors of the Funds. Householding is a method of delivery, based on the preference of the individual investor, in which a single copy of certain shareholder documents can be delivered to investors who share the same address, even if their accounts are registered under different names. Householding for the Funds is available through certain broker-dealers. If you are interested in enrolling in householding and receiving a single copy of prospectuses and other shareholder documents, please contact your broker-dealer. If you are currently enrolled in householding and wish to change your householding status, please contact your broker-dealer.

DIVIDENDS, DISTRIBUTIONS, AND TAXES

Dividends and Distributions

Each Fund intends to pay out dividends, if any, and distribute any net realized capital gains to its shareholders at least annually. Each Fund will declare and pay capital gain distributions, if any, in cash. Distributions in cash may be reinvested automatically in additional whole Shares only if the broker through whom you purchased Shares makes such option available. Your broker is responsible for distributing the income and capital gain distributions to you.

Taxes

The following discussion is a summary of certain important U.S. federal income tax considerations generally applicable to investments in the Funds. Your investment in a Fund may have other tax implications. Please consult your tax advisor about the tax consequences of an investment in Shares, including the possible application of foreign, state, and local tax laws. This summary does not apply to Shares held in an IRA or other tax-qualified plans, which are generally not subject to current tax. Transactions relating to Shares held in such accounts may, however, be taxable at some time in the future. This summary is based on current tax laws, which may change.

Each Fund has elected and intends to continue to qualify each year for treatment as a RIC. If a Fund meets certain minimum distribution requirements, a RIC is not subject to tax at the fund level on income and gains from investments that are timely distributed to shareholders. However, a Fund's failure to qualify as a RIC or to meet minimum distribution requirements would result (if certain relief provisions were not available) in fund-level taxation and, consequently, a reduction in income available for distribution to shareholders.

Unless your investment in Shares is made through a tax-exempt entity or tax-advantaged account, such as an IRA plan, you need to be aware of the possible tax consequences when a Fund makes distributions, when you sell your Shares listed on the Exchange; and when you purchase or redeem Creation Units (APs only).

Taxes on Distributions

Each Fund intends to distribute, at least annually, substantially all of its net investment income and net capital gains. For federal income tax purposes, distributions of investment income are generally taxable as ordinary income or qualified dividend income. Taxes on distributions of capital gains (if any) are determined by how long a Fund owned the investments that generated them, rather than how long a shareholder has owned his or her Shares. Sales of assets held by a Fund for more than one year generally result in long-term capital gains and losses, and sales of assets held by a Fund for one year or less generally result in short-term capital gains and losses. Distributions of a Fund's net capital gain (the excess of net long-term capital gains over net short-term capital losses) that are reported by such Fund as capital gain dividends ("Capital Gain Dividends") will be taxable as long-term capital gains, which for non-corporate shareholders are subject to tax at reduced rates of up to 20% (lower rates apply to individuals in lower tax brackets). Distributions of short-term capital gain will generally be taxable as ordinary income. Dividends and distributions are generally taxable to you whether you receive them in cash or reinvest them in additional Shares.

Distributions reported by a Fund as "qualified dividend income" are generally taxed to non-corporate shareholders at rates applicable to long-term capital gains, provided holding period and other requirements are met. "Qualified dividend income" generally is income derived from dividends paid by U.S. corporations or certain foreign corporations that are either incorporated in a U.S. possession or eligible for tax benefits under certain U.S. income tax treaties. In addition, dividends that a Fund received in respect of stock of certain foreign corporations may be qualified dividend income if that stock is readily tradable on an established U.S. securities market. Certain of a Fund's investment strategies may significantly limit its ability to make distributions eligible for the reduced rates applicable to qualified dividend income.

Dividends received by a Fund from an ETF or an underlying fund taxable as a RIC may be treated as qualified dividend income generally only to the extent so reported by such ETF or underlying fund. Corporate shareholders may be entitled to a dividends received deduction for the portion of dividends they receive from the Fund that are attributable to dividends received by the Fund from U.S. corporations, subject to certain limitations.

Certain of a Fund's investments may be subject to complex provisions of the Code that, among other things, may affect the Fund's ability to qualify as a RIC, affect the character of gains and losses realized by the Fund (*e.g.*, may affect whether gains or losses are ordinary or capital), accelerate recognition of income to the Fund and defer losses. These rules could therefore affect the character, amount and timing of distributions to shareholders. These provisions also may require a Fund to mark to market certain types of positions in its portfolio (*i.e.*, treat them as if they were closed out) which may cause the Fund to recognize income without the Fund receiving cash with which to make distributions in amounts sufficient to enable the Fund to satisfy the RIC distribution requirements for avoiding income and excise taxes. Each Fund intends to monitor its transactions, intends to make appropriate tax elections, and intends to make appropriate entries in its books and records to mitigate the effect of these rules and preserve the Fund's qualification for treatment as a RIC. To the extent a Fund invests in an ETF or underlying fund that is taxable as a RIC, the rules applicable to the tax treatment of complex securities will also apply to such ETF or underlying fund that also invests in such complex securities and investments.

Certain derivative investments by a Fund, such as exchange-traded products and over-the-counter derivatives, may not produce qualifying income for purposes of the "qualifying income requirement" (described in the section entitled "Federal Income Taxes" in the SAI), which must be met in order for the Fund to maintain its status as a RIC under the Code. In addition, the determination of the value and the identity of the issuer of such derivative investments are often unclear for purposes of the "diversification requirement" (described in the section entitled "Federal Income Taxes" in the SAI). Each Fund intends to carefully monitor such investments to ensure that any non-qualifying income does not exceed permissible limits and to ensure that it is adequately diversified under the "diversification requirement". A Fund, however, may not be able to accurately predict the non-qualifying income from these investments and there are no assurances that the IRS will agree with the Fund's determination of the "diversification requirement" with respect to such derivatives. Failure of the "diversification requirement" might also result from a determination by the IRS that financial instruments in which a Fund invests are not securities.

Shortly after the close of each calendar year, you will be informed of the character of any distributions received from a Fund.

U.S. individuals with income exceeding specified thresholds are subject to a 3.8% tax on all or a portion of their "net investment income," which includes interest, dividends, and certain capital gains (generally including capital gains distributions and capital gains realized on the sale of Shares). This 3.8% tax also applies to all or a portion of the undistributed net investment income of certain shareholders that are estates and trusts.

In general, your distributions are subject to federal income tax for the year in which they are paid. Certain distributions paid in January, however, may be treated as paid on December 31 of the prior year. Distributions are generally taxable even if they are paid from income or gains earned by a Fund before your investment (and thus were included in the Shares' NAV when you purchased your Shares).

You may wish to avoid investing in a Fund shortly before a dividend or other distribution, because such a distribution will generally be taxable even though it may economically represent a return of a portion of your investment.

If a Fund's distributions exceed its earnings and profits, all or a portion of the distributions made for a taxable year may be recharacterized as a return of capital to shareholders. A return of capital distribution will generally not be taxable, but will reduce each shareholder's cost basis in Shares and result in a higher capital gain or lower capital loss when the Shares are sold. After a shareholder's basis in Shares has been reduced to zero, distributions in excess of earnings and profits in respect of those Shares will be treated as gain from the sale of the Shares.

If you are neither a resident nor a citizen of the United States or if you are a foreign entity, distributions (other than Capital Gain Dividends) paid to you by a Fund will generally be subject to a U.S. withholding tax at the rate of 30%, unless a lower treaty rate applies. Gains from the sale or other disposition of your Shares generally are not subject to U.S. taxation, unless you are a nonresident alien individual who is physically present in the U.S. for 183 days or more per year. A Fund may, under certain circumstances, report all or a portion of a dividend as an "interest-related dividend" or a "short-term capital gain dividend," which would generally be exempt from this 30% U.S. withholding tax, provided certain other requirements are met. Different tax consequences may result if you are a foreign shareholder engaged in a trade or business within the United States or if a tax treaty applies.

Under legislation generally known as "FATCA" (the Foreign Account Tax Compliance Act), a Fund is required to withhold 30% of certain ordinary dividends it pays to shareholders that are foreign entities and that fail to meet prescribed information reporting or certification requirements.

Each Fund (or a financial intermediary, such as a broker, through which a shareholder owns Shares) generally is required to withhold and remit to the U.S. Treasury a percentage (currently 24%) of the taxable distributions and sale proceeds paid to

any shareholder who fails to properly furnish a correct taxpayer identification number, who has underreported dividend or interest income, or who fails to certify that the shareholder is not subject to such withholding.

Taxes When Shares are Sold on the Exchange

Provided that a shareholder holds Shares as capital assets, any capital gain or loss realized upon a sale of Shares generally is treated as a long-term capital gain or loss if Shares have been held for more than one year and as a short-term capital gain or loss if Shares have been held for one year or less. However, any capital loss on a sale of Shares held for six months or less is treated as long-term capital loss to the extent of Capital Gain Dividends paid with respect to such Shares. Any loss realized on a sale will be disallowed to the extent Shares of a Fund are acquired, including through reinvestment of dividends, within a 61-day period beginning 30 days before and ending 30 days after the disposition of Shares. The ability to deduct capital losses may be limited.

The cost basis of Shares of a Fund acquired by purchase will generally be based on the amount paid for the Shares and then may be subsequently adjusted for other applicable transactions as required by the Code. The difference between the selling price and the cost basis of Shares generally determines the amount of the capital gain or loss realized on the sale or exchange of Shares. Contact the broker through whom you purchased your Shares to obtain information with respect to the available cost basis reporting methods and elections for your account.

Taxes on Purchases and Redemptions of Creation Units

An AP having the U.S. dollar as its functional currency for U.S. federal income tax purposes who exchanges securities for Creation Units generally recognizes a gain or a loss. The gain or loss will be equal to the difference between the value of the Creation Units at the time of the exchange and the exchanging AP's aggregate basis in the securities delivered, plus the amount of any cash paid for the Creation Units. An AP who exchanges Creation Units for securities will generally recognize a gain or loss equal to the difference between the exchanging AP's basis in the Creation Units and the aggregate U.S. dollar market value of the securities received, plus any cash received for such Creation Units. The IRS may assert, however, that a loss that is realized upon an exchange of securities for Creation Units may not be currently deducted under the rules governing "wash sales" (for an AP who does not mark-to-market their holdings), or on the basis that there has been no significant change in economic position. Persons exchanging securities should consult their own tax advisor with respect to whether wash sale rules apply and when a loss might be deductible.

Each Fund may include a payment of cash in addition to, or in place of, the delivery of a basket of securities upon the redemption of Creation Units. Such Fund may sell portfolio securities to obtain the cash needed to distribute redemption proceeds. This may cause such Fund to recognize investment income and/or capital gains or losses that it might not have recognized if it had completely satisfied the redemption in-kind. As a result, such Fund may be less tax efficient if it includes such a cash payment in the proceeds paid upon the redemption of Creation Units.

Foreign Investments

To the extent the Risk-Managed Income ETF (the "Fund") invests in foreign securities, it may be subject to foreign withholding taxes with respect to dividends or interest such Fund received from sources in foreign countries.

The foregoing discussion summarizes some of the possible consequences under current federal tax law of an investment in each Fund. It is not a substitute for personal tax advice. You also may be subject to state and local tax on Fund distributions and sales of Shares. Consult your personal tax advisor about the potential tax consequences of an investment in Shares under all applicable tax laws. For more information, please see the section entitled "Federal Income Taxes" in the SAI.

DISTRIBUTION

The Distributor, Quasar Distributors, LLC, a wholly-owned subsidiary of Foreside Financial Group, LLC (d/b/a ACA Group), is a broker-dealer registered with the SEC. The Distributor distributes Creation Units for the Funds on an agency basis and does not maintain a secondary market in Shares. The Distributor has no role in determining the policies of the Funds or the securities that are purchased or sold by the Funds. The Distributor's principal address is Three Canal Plaza, Suite 100, Portland, Maine 04101.

The Board has adopted a Distribution and Service Plan (the "Plan") pursuant to Rule 12b-1 under the 1940 Act. In accordance with the Plan, each Fund is authorized to pay an amount up to 0.25% of its average daily net assets each year for certain distribution-related activities and shareholder services.

No Rule 12b-1 fees are currently paid by the Funds, and there are no plans to impose these fees. However, in the event Rule 12b-1 fees are charged in the future, because the fees are paid out of Fund assets, over time these fees will increase the cost of your investment and may cost you more than certain other types of sales charges.

PREMIUM/DISCOUNT INFORMATION

Information regarding how often Shares traded on the Exchange at a price above (*i.e.*, at a premium) or below (*i.e.*, at a discount) the NAV per Share is available, free of charge, on the Funds' website at www.lhafunds.com.

ADDITIONAL NOTICES

Shares are not sponsored, endorsed, or promoted by the Exchange. The Exchange makes no representation or warranty, express or implied, to the owners of Shares or any member of the public regarding the ability of a Fund to achieve its objective. The Exchange is not responsible for, nor has it participated in the determination of, the timing, prices, or quantities of Shares to be issued, nor in the determination or calculation of the equation by which Shares are redeemable. The Exchange has no obligation or liability to owners of Shares in connection with the administration, marketing, or trading of Shares.

Without limiting any of the foregoing, in no event shall the Exchange have any liability for any lost profits or indirect, punitive, special, or consequential damages even if notified of the possibility thereof.

The Adviser and the Funds make no representation or warranty, express or implied, to the owners of Shares or any member of the public regarding the advisability of investing in securities generally or in the Funds particularly.

FINANCIAL HIGHLIGHTS

The financial highlights tables are intended to help you understand each Fund's financial performance for each Fund's five most recent fiscal years (or the life of the Fund, if shorter). Certain information reflects financial results for a single Share. The total returns in the tables represent the rate that an investor would have earned or lost on an investment in a Fund (assuming reinvestment of all dividends and distributions). This information has been audited by Cohen & Company, Ltd., the Funds' independent registered public accounting firm, whose report, along with the Funds' financial statements, is included in the Funds' Annual Financial Statements and Additional Information, which is available upon request and as part of the Funds' most recent Form N-CSR, which can be located on the SEC's website.

LHA Market State™ Tactical Beta ETF

For a capital share outstanding throughout the year/period

	Year Ended December 31, 2024	Year Ended December 31, 2023	Year Ended December 31, 2022	Year Ended December 31, 2021	Period Ended December 31, 2020 ^(a)
PER SHARE DATA:					
Net asset value, beginning of year/period	\$28.86	\$24.77	\$32.21	\$26.92	\$25.00
INVESTMENT OPERATIONS:					
Net investment income (loss) ^{(b)(c)}	0.18	0.26	0.02	(0.08)	(0.01)
Net realized and unrealized gain (loss) on investments	5.13	3.88	(7.13)	6.07	2.41
Total from investment operations	5.31	4.14	(7.11)	5.99	2.40
LESS DISTRIBUTIONS FROM:					
Net investment income	(0.32)	(0.05)	—	—	(0.27)
Net realized gains	—	—	(0.33)	(0.71)	(0.21)
Total distributions	(0.32)	(0.05)	(0.33)	(0.71)	(0.48)
ETF transaction fees per share	0.00 ^(d)	0.00 ^(d)	0.00 ^(d)	0.01	—
Net asset value, end of year/period	\$33.85	\$28.86	\$24.77	\$32.21	\$26.92
Total return ^(e)	18.37%	16.73%	-22.09%	22.25%	9.65%
SUPPLEMENTAL DATA AND RATIOS:					
Net assets, end of year/period (in thousands)	\$145,557	\$120,505	\$169,075	\$342,181	\$36,343
Ratio of expenses to average net assets ^{(f)(g)(i)}	1.32%	1.41%	1.18%	1.13%	1.13%
Ratio of net investment income (loss) to average net assets ^{(c)(f)(g)}	0.55%	0.98%	0.08%	-0.27%	-0.11%
Portfolio turnover rate ^{(e)(h)}	—%	—%	—%	132%	132%

^(a) Inception date of the Fund was September 29, 2020.

^(b) Net investment income/(loss) per share has been calculated based on average shares outstanding during the year/period.

^(c) Recognition of net investment income/(loss) by the Fund is affected by the timing of the declaration of dividends by the underlying exchange traded funds in which the Fund invests. The ratio does not include net investment income of the exchange traded funds in which the Fund invests.

^(d) Amount represents less than \$0.005 per share.

^(e) Not annualized for periods less than one year.

^(f) Annualized for periods less than one year.

^(g) These ratios exclude the impact of expenses of the underlying exchange traded funds in which the Fund invests.

^(h) Portfolio turnover rate excludes in-kind transactions.

⁽ⁱ⁾ Includes broker interest expense of 0.22%, 0.31%, 0.08%, 0.03% and 0.03%, respectively.

LHA Market State™ Tactical Q ETF

For a capital share outstanding throughout the year/period

	Year Ended December 31, 2024	Year Ended December 31, 2023	Period Ended December 31, 2022 ^(a)
PER SHARE DATA:			
Net asset value, beginning of year/period	\$28.28	\$19.96	\$25.00
INVESTMENT OPERATIONS:			
Net investment income (loss) ^{(b)(c)}	0.48	0.43	(0.03)
Net realized and unrealized gain (loss) on investments	5.04	8.11	(5.01)
Total from investment operations	5.52	8.54	(5.04)
LESS DISTRIBUTIONS FROM:			
Net investment income	(0.35)	(0.22)	—
Net realized gains	(0.86)	—	—
Total distributions	(1.21)	(0.22)	—
ETF transaction fees per share	0.01	0.00 ^(d)	0.00 ^(d)
Net asset value, end of year/period	\$32.60	\$28.28	\$19.96
Total return ^(e)	19.54%	42.82%	-20.17%
SUPPLEMENTAL DATA AND RATIOS:			
Net assets, end of year/period (in thousands)	\$23,634	\$12,020	\$3,493
Ratio of expenses to average net assets ^{(f)(g)(i)}	1.46%	1.48%	1.38%
Ratio of net investment income (loss) to average net assets ^{(c)(f)(g)}	1.49%	1.72%	-0.16%
Portfolio turnover rate ^{(e)(h)}	—%	40%	138%

^(a) Inception date of the Fund was March 14, 2022.

^(b) Net investment income/(loss) per share has been calculated based on average shares outstanding during the year/period.

^(c) Recognition of net investment income/(loss) by the Fund is affected by the timing of the declaration of dividends by the underlying exchange traded funds in which the Fund invests. The ratio does not include net investment income of the exchange traded funds in which the Fund invests.

^(d) Amount represents less than \$0.005 per share.

^(e) Not annualized for periods less than one year.

^(f) Annualized for periods less than one year.

^(g) These ratios exclude the impact of expenses of the underlying exchange traded funds in which the Fund invests.

^(h) Portfolio turnover rate excludes in-kind transactions.

⁽ⁱ⁾ Includes broker interest expense of 0.36%, 0.38%, and 0.28%, respectively.

LHA Risk-Managed Income ETF

For a capital share outstanding throughout the year/period

	Year Ended December 31, 2024	Period Ended December 31, 2023^(a)
PER SHARE DATA:		
Net asset value, beginning of year/period	\$25.09	\$25.00
INVESTMENT OPERATIONS:		
Net investment income ^{(b)(c)}	1.69	0.97
Net realized and unrealized gain on investments	0.02	0.05
Total from investment operations	1.71	1.02
LESS DISTRIBUTIONS FROM:		
Net investment income	(1.66)	(0.92)
Return of capital	—	(0.01)
Total distributions	(1.66)	(0.93)
Net asset value, end of year/period	\$25.14	\$25.09
Total return ^(d)	7.04%	4.14%
SUPPLEMENTAL DATA AND RATIOS:		
Net assets, end of year/period (in thousands)	\$35,824	\$31,987
Ratio of expenses to average net assets ^{(e)(f)}	1.10%	1.10%
Ratio of net investment income to average net assets ^{(c)(e)(f)}	6.70%	6.88%
Portfolio turnover rate ^{(d)(g)}	—%	44%

^(a) Inception date of the Fund was June 8, 2023.

^(b) Net investment income per share has been calculated based on average shares outstanding during the year/period.

^(c) Recognition of net investment income by the Fund is affected by the timing of the declaration of dividends by the underlying exchange traded funds in which the Fund invests. The ratio does not include net investment income of the exchange traded funds in which the Fund invests.

^(d) Not annualized for periods less than one year.

^(e) Annualized for periods less than one year.

^(f) These ratios exclude the impact of expenses of the underlying exchange traded funds in which the Fund invests.

^(g) Portfolio turnover rate excludes in-kind transactions.

LHA MARKET STATE™ TACTICAL BETA ETF
LHA MARKET STATE™ TACTICAL Q ETF
LHA RISK-MANAGED INCOME ETF

Adviser	Little Harbor Advisors, LLC 30 Doaks Lane Marblehead, Massachusetts 01945	Sub-Adviser (Risk-Managed Income ETF Only)	Grimes & Company, LLC One Technology Drive, Suite 100, Westborough, Massachusetts, 01581
Custodian	U.S. Bank National Association 1555 N. Rivercenter Dr., Suite 302 Milwaukee, Wisconsin 53212	Administrator, Fund Accountant, and Transfer Agent	U.S. Bancorp Fund Services, LLC d/b/a U.S. Bank Global Fund Services 615 East Michigan Street Milwaukee, Wisconsin 53202
Independent Registered Public Accounting Firm	Cohen & Company, Ltd. 1835 Market St., Suite 310 Philadelphia, Pennsylvania 19103	Distributor	Quasar Distributors, LLC Three Canal Plaza, Suite 100 Portland, Maine 04101
Legal Counsel	Morgan, Lewis & Bockius LLP 1111 Pennsylvania Avenue, NW Washington, DC 20004-2541		

Investors may find more information about the Funds in the following documents:

Statement of Additional Information: The Funds' SAI provides additional details about the investments and techniques of the Funds and certain other additional information. A current SAI dated April 30, 2025 is on file with the SEC and is herein incorporated by reference into this Prospectus. It is legally considered a part of this Prospectus.

Annual/Semi-Annual Reports: Additional information about each Fund's investments is available in the Funds' [annual](#) and [semi-annual](#) reports to shareholders and in Form N-CSR. In the Funds' annual report, you will find a discussion of the market conditions and investment strategies that significantly affected the Fund's performance during its last fiscal year. In Form N-CSR, you will find the Funds' annual and semi-annual financial statements.

You can obtain free copies of these documents, request other information or make general inquiries about the Funds by calling 1-800-617-0004.

Shareholder reports and other information about the Funds are also available:

- Free of charge from the SEC's EDGAR database on the SEC's website at <http://www.sec.gov>; or
- Free of charge from the Funds' Internet website at www.lhafunds.com; or
- For a fee, by e-mail request to publicinfo@sec.gov.

(SEC Investment Company Act File No. 811-22668)